

## SILVER TIGER METALS INC.

ISIN: CA82831T1093 WKN: -

## Overview

2024/07/26 14:44:30

Price  
0.146 EURDifference  0.00% (0.00)

## General attributes

ISIN	CA82831T1093
Symbol	SLVR
Exchange	Stuttgart
Currency	EUR
Sector	Energy / Commodities
Security type	Stock
Market cap (m)	58 EUR
Benchmark	S&P/TSX 60 INDEX

## Market data

Bid (Bid size)	- (0)
Ask (Ask size)	- (0)
Open	0.146 EUR
High	0.146 EUR
Low	0.146 EUR
Close (prev. day)	0.146 EUR
VWAP	-
Volume (pcs)	0
Trading volume	0.00
Number of trades	4
Last size	0

## Futures and Options











Related Futures	-
Related Options	-

5y



Information about previous performance does not guarantee future performance.  
Source: FactSet

## Recent research

on sector			
Date		Headline	Download
2024/07/26		Equity Weekly	
2024/07/24		Global Equity Ratings	
2024/07/24		Aktienempfehlungen Global	
2024/07/15		Aktienempfehlungen Global	
2024/07/12		Equity Weekly	

## Details

2024/07/26 14:44:30

## Price

0.146 EUR

Difference ↔ 0.00% (0.00)

## General attributes

ISIN	CA82831T1093
Symbol	SLVR
Exchange	Stuttgart
Currency	EUR
Sector	Energy / Commodities
Security type	Stock
Market cap (m)	58 EUR
Benchmark	S&P/TSX 60 INDEX

## Market data

Bid (Bid size)	- (0)
Ask (Ask size)	- (0)
Open	0.146 EUR
High	0.146 EUR
Low	0.146 EUR
Close (prev. day)	0.146 EUR
VWAP	-
Volume (pcs)	0
Trading volume	0.00
Number of trades	4
Last size	0

## Performance and Risk

	6m	1y	3y
Perf (%)	+48.22%	-	-58.05%
Perf (abs.)	+0.05	-	-0.20
Beta	1.41	0.67	1.11
Volatility	95.63	91.42	121.67

5y



Information about previous performance does not guarantee future performance.  
Source: FactSet

## Price data

Ø price 5 days   Ø volume 5 days (pcs.)	0.150 EUR (0)
Ø price 30 days   Ø volume 30 days (pcs.)	0.146 EUR (1,223)
Ø price 100 days   Ø volume 100 days (pcs.)	0.139 EUR (9,289)
Ø price 250 days   Ø volume 250 days (pcs.)	0.126 EUR (4,479)
YTD High   date	0.210 EUR (2024/05/22)
YTD Low   date	0.087 EUR (2024/01/17)
52 Weeks High   date	0.210 EUR (2024/05/22)
52 Weeks Low   date	0.087 EUR (2024/01/17)

## All listings for SILVER TIGER METALS INC.

Exchange <span>⊕</span>	Date	Time	Price	Trading volume (mio.)	Number of trades
TSX Venture Exchange	2024/07/26	21:24	0.24 CAD	0.01	10
Stuttgart	2024/07/26	14:44	0.146 EUR	0.00	4
Munich	2024/07/26	08:02	0.165 EUR	0.00	1
Frankfurt	2024/07/26	08:10	0.15 EUR	0.00	2
FINRA other OTC	2024/07/26	20:52	0.165 USD	0.02	19



## Company profile

### Company Logo

#### Contact Details

SILVER TIGER METALS INC.

--

----

Telefon: -

Fax: -

E-mail: -

### Company Profile

-