

EVT LTD.

ISIN: AU000000EVT1

WKN: EVT

Overview

2024/09/13 17:25:05

Price
6.15 EURDifference  0.82% (0.05)

General attributes

ISIN	AU000000EVT1
Symbol	EVT
Exchange	Hamburg
Currency	EUR
Sector	Media / Entertainment / Recreation
Security type	Stock
Market cap (m)	1,025 EUR
Benchmark	ASX ALL ORDINARIES INDEX

Market data

Bid (Bid size)	-
Ask (Ask size)	-
Open	6.15 EUR
High	6.15 EUR
Low	6.15 EUR
Close (prev. day)	6.10 EUR
VWAP	-
Volume (pcs)	0
Trading volume	0.00
Number of trades	4
Last size	0

Futures and Options










Related Futures	-
Related Options	-

5y



Information about previous performance does not guarantee future performance.
Source: FactSet

Recent research

on sector			
Date		Headline	Download
2024/09/11		Global Equity Ratings	
2024/09/11		Aktienempfehlungen Global	
2024/09/09		Aktienempfehlungen Österreich	
2024/09/05		Global Equity Ratings	
2024/09/05		Aktienempfehlungen Global	

Details

2024/09/13 17:25:05

Price

6.15 EUR

Difference ▲ 0.82% (0.05)

General attributes

ISIN	AU000000EVT1
Symbol	EVT
Exchange	Hamburg
Currency	EUR
Sector	Media / Entertainment / Recreation
Security type	Stock
Market cap (m)	1,025 EUR
Benchmark	ASX ALL ORDINARIES INDEX

Market data

Bid (Bid size)	-
Ask (Ask size)	-
Open	6.15 EUR
High	6.15 EUR
Low	6.15 EUR
Close (prev. day)	6.10 EUR
VWAP	-
Volume (pcs)	0
Trading volume	0.00
Number of trades	4
Last size	0

Performance and Risk

	6m	1y	3y
Perf (%)	-13.38%	-10.22%	-30.90%
Perf (abs.)	-0.95	-0.70	-2.75
Beta	-	-	-
Volatility	28.97	31.10	30.84

5y



Information about previous performance does not guarantee future performance.
Source: FactSet

Price data

Ø price 5 days Ø volume 5 days (pcs.)	6.01 EUR (0)
Ø price 30 days Ø volume 30 days (pcs.)	6.37 EUR (0)
Ø price 100 days Ø volume 100 days (pcs.)	6.77 EUR (0)
Ø price 250 days Ø volume 250 days (pcs.)	6.85 EUR (0)
YTD High date	7.65 EUR (2024/01/29)
YTD Low date	5.90 EUR (2024/09/09)
52 Weeks High date	7.65 EUR (2024/01/29)
52 Weeks Low date	5.90 EUR (2024/09/09)

Arbitrage views

Exchange ⊕	Date	Time	Price	Trading volume (mio.)	Number of trades
Stuttgart	2024/09/13	10:35	6.20 EUR	0.00	4
Hamburg	2024/09/13	17:25	6.15 EUR	0.00	4
Frankfurt	2024/09/13	08:03	6.20 EUR	0.00	2
FINRA other OTC Issues	-	-	-	0.00	-
Australian Securities	2024/09/	08:10	10.39 AUD	0.92	1,553

Company profile

Company Logo



Company Profile

-

Contact Details

EVT LTD.

--

Telefon: -

Fax: -

E-mail: -