

# CHORUS LTD.

ISIN: **NZCNUE0001S2** WKN: -

## Overview

2024/08/16 08:01:02

**Price**  
4.36 EUR

**Difference**  0.93% (0.04)

### General attributes

ISIN	NZCNUE0001S2
Symbol	CNU
Exchange	Hamburg
Currency	EUR
Sector	Technology
Security type	Stock
Market cap (m)	1,947 EUR
Benchmark	MSCI WORLD INDEX (STRD, UHD)

### Market data

Bid (Bid size)	-
Ask (Ask size)	-
Open	4.36 EUR
High	4.36 EUR
Low	4.36 EUR
Close (prev. day)	4.32 EUR
VWAP	-
Volume (pcs)	0
Trading volume	0.00
Number of trades	3
Last size	0

### Futures and Options











Related Futures	-
Related Options	-

5y



Information about previous performance does not guarantee future performance.  
**Source:** FactSet

### Recent research

on sector			
Date		Headline	Download
2024/08/13		Aktienempfehlungen Österreich	
2024/08/12		Global Equity Ratings	
2024/08/12		Aktienempfehlungen Global	
2024/08/09		Equity Weekly	
2024/08/02		Equity Weekly	

## Details

2024/08/16 08:01:02

## Price

4.36 EUR

Difference ▲ 0.93% (0.04)

## General attributes

ISIN	NZCNUE0001S2
Symbol	CNU
Exchange	Hamburg
Currency	EUR
Sector	Technology
Security type	Stock
Market cap (m)	1,947 EUR
Benchmark	MSCI WORLD INDEX (STRD, UHD)

## Market data

Bid (Bid size)	-
Ask (Ask size)	-
Open	4.36 EUR
High	4.36 EUR
Low	4.36 EUR
Close (prev. day)	4.32 EUR
VWAP	-
Volume (pcs)	0
Trading volume	0.00
Number of trades	3
Last size	0

## Performance and Risk

	6m	1y	3y
Perf (%)	+0.00%	-1.36%	+17.84%
Perf (abs.)	+0.00	-0.06	+0.66
Beta	0.24	0.27	0.11
Volatility	21.18	22.11	23.80

5y



Information about previous performance does not guarantee future performance.  
Source: FactSet

## Price data

Ø price 5 days   Ø volume 5 days (pcs.)	4.30 EUR (0)
Ø price 30 days   Ø volume 30 days (pcs.)	4.24 EUR (0)
Ø price 100 days   Ø volume 100 days (pcs.)	4.12 EUR (0)
Ø price 250 days   Ø volume 250 days (pcs.)	4.16 EUR (0)
YTD High   date	4.52 EUR (2024/02/19)
YTD Low   date	3.82 EUR (2024/04/26)
52 Weeks High   date	4.52 EUR (2024/02/19)
52 Weeks Low   date	3.74 EUR (2023/10/30)

## All listings for CHORUS LTD.

Exchange <span>📍</span>	Date	Time	Price	Trading volume (mio.)	Number of trades
Stuttgart	2024/08/16	10:32	4.42 EUR	0.00	4
Munich	2024/08/16	08:00	4.36 EUR	0.00	2
Hanover	2024/08/16	08:01	4.36 EUR	0.00	3
Hamburg	2024/08/16	08:01	4.36 EUR	0.00	3
Frankfurt	2024/08/16	08:08	4.36 EUR	0.00	2

	16						
FINRA other OTC Issues	2024/03/25	18:49	4.15 USD	0.00		2	
Australian Securities Exchange	2024/08/16	08:10	7.45 AUD	2.44		1,351	

## Company profile

### Company Logo

#### Contact Details

CHORUS LTD.

--

Datacom House, Level 8, Jervois Quay  
68-86 6140 Wellington

Telefon: -

Fax: -

E-mail: -

### Company Profile

-