

SIMS LTD.

ISIN: AU000000SGM7

WKN: SGM

Overview

2024/08/16 08:01:10

Price
6.65 EURDifference  3.91% (0.25)

General attributes

ISIN	AU000000SGM7
Symbol	SGM
Exchange	Hamburg
Currency	EUR
Sector	Industry
Security type	Stock
Market cap (m)	1,293 EUR
Benchmark	ASX ALL ORDINARIES INDEX

Market data

Bid (Bid size)	-
Ask (Ask size)	-
Open	6.65 EUR
High	6.65 EUR
Low	6.65 EUR
Close (prev. day)	6.40 EUR
VWAP	-
Volume (pcs)	0
Trading volume	0.00
Number of trades	3
Last size	0

Futures and Options




Related Futures	-
Related Options	651



5y

Information about previous performance does not guarantee future performance.
Source: FactSet

Recent research

on sector			
Date		Headline	Download
2024/08/16		Equity Weekly	
2024/08/13		Aktienempfehlungen Österreich	
2024/08/12		Global Equity Ratings	
2024/08/12		Aktienempfehlungen Global	
2024/08/09		Equity Weekly	

Details

2024/08/16 08:01:10

Price

6.65 EUR

Difference ▲ 3.91% (0.25)

General attributes

ISIN	AU000000SGM7
Symbol	SGM
Exchange	Hamburg
Currency	EUR
Sector	Industry
Security type	Stock
Market cap (m)	1,293 EUR
Benchmark	ASX ALL ORDINARIES INDEX

Market data

Bid (Bid size)	-
Ask (Ask size)	-
Open	6.65 EUR
High	6.65 EUR
Low	6.65 EUR
Close (prev. day)	6.40 EUR
VWAP	-
Volume (pcs)	0
Trading volume	0.00
Number of trades	3
Last size	0

Performance and Risk

	6m	1y	3y
Perf (%)	-22.24%	-26.34%	-38.88%
Perf (abs.)	-1.90	-2.38	-4.23
Beta	1.04	1.09	1.27
Volatility	34.34	32.95	37.28



Information about previous performance does not guarantee future performance.
Source: FactSet

Price data

Ø price 5 days Ø volume 5 days (pcs.)	6.33 EUR (0)
Ø price 30 days Ø volume 30 days (pcs.)	6.20 EUR (0)
Ø price 100 days Ø volume 100 days (pcs.)	6.61 EUR (0)
Ø price 250 days Ø volume 250 days (pcs.)	7.54 EUR (0)
YTD High date	9.44 EUR (2024/01/02)
YTD Low date	5.80 EUR (2024/08/05)
52 Weeks High date	9.59 EUR (2023/12/20)
52 Weeks Low date	5.80 EUR (2024/08/05)

Arbitrage views

Exchange ⊕	Date	Time	Price	Trading volume (mio.)	Number of trades
Tradegate	2024/08/16	22:26	6.75 EUR	0.01	2
Stuttgart	2024/08/16	10:32	6.60 EUR	0.00	4
Munich	2024/08/16	08:12	6.65 EUR	0.00	2
Hamburg	2024/08/16	08:01	6.65 EUR	0.00	3
Frankfurt	2024/08/16	15:29	6.65 EUR	0.00	5

	16						
FINRA other OTC Issues	2024/08/13	17:08	7.252 USD	0.00			2
Duesseldorf	2024/08/16	19:30	6.55 EUR	0.00			6
Berlin	2024/08/16	21:46	6.70 EUR	0.00			11
Australian Securities Exchange	2024/08/16	08:10	11.11 AUD	7.74			4,625

Company profile

Company Logo



Company Profile

-

Contact Details

SIMS LTD.

--

O'Riordan Street, Level 9 189 2060 Mascot

Telefon: +61 2 9305 1602

Fax: -

E-mail: -