

## MESOBLAST LTD.

ISIN: **AU000000MSB8** WKN: **MSB**

## Overview

2024/05/13 08:01:07

Price

0.605 EUR

Difference  -3.97% (-0.03)

## General attributes

ISIN AU000000MSB8

Symbol MSB

Exchange Hamburg

Currency EUR

Sector Chemical / Pharmaceutical / Health

Security type Stock

Market cap (m) 731 EUR

Benchmark ASX ALL ORDINARIES INDEX

## Market data

Bid (Bid size) 0.61 EUR (1,640)

Ask (Ask size) 0.645 EUR (1,551)

Open 0.605 EUR

High 0.605 EUR

Low 0.605 EUR

Close (prev. day) 0.63 EUR

VWAP -

Volume (pcs) 0

Trading volume 0.00

Number of trades 1

Last size 0

## Futures and Options

Related Futures -

Related Options -

5y













Information about previous performance does not guarantee future performance.

Source: FactSet

## Recent research

on sector

Date	Headline	Download
2024/05/13	 Aktienempfehlungen Österreich	
2024/05/10	 Equity Weekly	
2024/04/29	 Aktienempfehlungen Österreich	
2024/04/26	 Global Equity Ratings	
2024/04/26	 Aktienempfehlungen Global	

## Details

2024/05/13 08:01:07

**Price**

0.605 EUR

**Difference** ▼ -3.97% (-0.03)

**General attributes**

ISIN	AU000000MSB8
Symbol	MSB
Exchange	Hamburg
Currency	EUR
Sector	Chemical / Pharmaceutical / Health
Security type	Stock
Market cap (m)	731 EUR
Benchmark	ASX ALL ORDINARIES INDEX

**Market data**

Bid (Bid size)	0.61 EUR (1,640)
Ask (Ask size)	0.645 EUR (1,551)
Open	0.605 EUR
High	0.605 EUR
Low	0.605 EUR
Close (prev. day)	0.63 EUR
VWAP	-
Volume (pcs)	0
Trading volume	0.00
Number of trades	1
Last size	0

**Performance and Risk**

	6m	1y	3y
Perf (%)	+233.33%	-3.82%	-45.07%
Perf (abs.)	+0.44	-0.03	-0.52
Beta	1.25	1.43	1.33
Volatility	315.70	206.46	117.16

5y



Information about previous performance does not guarantee future performance.  
Source: FactSet

**Price data**

Ø price 5 days   Ø volume 5 days (pcs.)	0.666 EUR (0)
Ø price 30 days   Ø volume 30 days (pcs.)	0.561 EUR (0)
Ø price 100 days   Ø volume 100 days (pcs.)	0.453 EUR (0)
Ø price 250 days   Ø volume 250 days (pcs.)	0.402 EUR (0)
YTD High   date	0.690 EUR (2024/05/07)
YTD Low   date	0.153 EUR (2024/01/03)
52 Weeks High   date	0.830 EUR (2023/07/14)
52 Weeks Low   date	0.153 EUR (2024/01/03)

**All listings for MESOBLAST LTD.**

Exchange	Date	Time	Price	Trading volume (mio.)	Number of trades
Tradegate	2024/05/13	14:07	0.62 EUR	0.00	2
Stuttgart	2024/05/13	10:55	0.62 EUR	0.00	2
Munich	2024/05/13	08:00	0.615 EUR	0.00	1
Hamburg	2024/05/13	08:01	0.605 EUR	0.00	1
Frankfurt	2024/05/13	15:29	0.61 EUR	0.00	4

	13					
FINRA other OTC Issues	2024/05/06	15:47	0.79 USD	0.00		1
Berlin	2024/05/13	16:40	0.615 EUR	0.00		6
Australian Securities Exchange	2024/05/13	08:10	1.045 AUD	6.42		1,972

## Company profile

### Company Logo



### Company Profile

-

### Contact Details

MESOBLAST

--

----

Telefon: -

Fax: -

E-mail: -