

ORIGIN ENERGY FINANCE LTD

ISIN: **AU000000ORG5** WKN: **ORG**

Overview

2024/07/19 08:03:00

Price
6.10 EURDifference  -1.61% (-0.10)

General attributes

| | |
|----------------|--------------------------|
| ISIN | AU000000ORG5 |
| Symbol | ORG |
| Exchange | Hamburg |
| Currency | EUR |
| Sector | Utilities |
| Security type | Stock |
| Market cap (m) | 11,261 EUR |
| Benchmark | ASX ALL ORDINARIES INDEX |

Market data

| | |
|-------------------|------------------|
| Bid (Bid size) | 6.35 EUR (3,995) |
| Ask (Ask size) | 6.75 EUR (3,740) |
| Open | 6.10 EUR |
| High | 6.10 EUR |
| Low | 6.10 EUR |
| Close (prev. day) | 6.20 EUR |
| VWAP | - |
| Volume (pcs) | 0 |
| Trading volume | 0.00 |
| Number of trades | 1 |
| Last size | 0 |

Futures and Options




| | |
|-----------------|-----|
| Related Futures | - |
| Related Options | 671 |

5y



Information about previous performance does not guarantee future performance.
Source: FactSet

Recent research

| on sector | | | |
|------------|---|-------------------------------|---|
| Date | | Headline | Download |
| 2024/07/15 |  | Aktienempfehlungen Global |  |
| 2024/07/12 |  | Global Equity Ratings |  |
| 2024/07/09 |  | Aktienempfehlungen Österreich |  |
| 2024/06/24 |  | Aktienempfehlungen Österreich |  |
| 2024/06/21 |  | Global Equity Ratings |  |

Details

2024/07/19 08:03:00

Price

6.10 EUR

Difference ▼ -1.61% (-0.10)

General attributes

| | |
|----------------|--------------------------|
| ISIN | AU000000ORG5 |
| Symbol | ORG |
| Exchange | Hamburg |
| Currency | EUR |
| Sector | Utilities |
| Security type | Stock |
| Market cap (m) | 11,261 EUR |
| Benchmark | ASX ALL ORDINARIES INDEX |

Market data

| | |
|-------------------|------------------|
| Bid (Bid size) | 6.35 EUR (3,995) |
| Ask (Ask size) | 6.75 EUR (3,740) |
| Open | 6.10 EUR |
| High | 6.10 EUR |
| Low | 6.10 EUR |
| Close (prev. day) | 6.20 EUR |
| VWAP | - |
| Volume (pcs) | 0 |
| Trading volume | 0.00 |
| Number of trades | 1 |
| Last size | 0 |

Performance and Risk

| | 6m | 1y | 3y |
|-------------|---------|---------|----------|
| Perf (%) | +27.31% | +19.69% | +118.31% |
| Perf (abs.) | +1.33 | +1.02 | +3.36 |
| Beta | 0.67 | 0.35 | 0.69 |
| Volatility | 24.24 | 24.09 | 34.73 |

5y



Information about previous performance does not guarantee future performance.
Source: FactSet

Price data

| | |
|---|-----------------------|
| Ø price 5 days Ø volume 5 days (pcs.) | 6.24 EUR (0) |
| Ø price 30 days Ø volume 30 days (pcs.) | 6.26 EUR (0) |
| Ø price 100 days Ø volume 100 days (pcs.) | 5.92 EUR (2) |
| Ø price 250 days Ø volume 250 days (pcs.) | 5.44 EUR (1) |
| YTD High date | 6.60 EUR (2024/06/21) |
| YTD Low date | 4.80 EUR (2024/01/16) |
| 52 Weeks High date | 6.60 EUR (2024/06/21) |
| 52 Weeks Low date | 4.69 EUR (2023/12/11) |

All listings for ORIGIN ENERGY FINANCE LTD

| Exchange | Date | Time | Price | Trading volume (mio.) | Number of trades |
|-----------|------------|-------|----------|-----------------------|------------------|
| Tradegate | 2024/07/18 | 22:02 | 6.55 EUR | 0.00 | 1 |
| Stuttgart | 2024/07/19 | 08:01 | 6.35 EUR | 0.00 | 1 |
| Munich | 2024/07/19 | 08:03 | 6.20 EUR | 0.00 | 1 |
| Hamburg | 2024/07/19 | 08:03 | 6.10 EUR | 0.00 | 1 |
| Frankfurt | 2024/07/19 | 08:59 | 6.35 EUR | 0.00 | 1 |

| | | | | | | |
|--------------------------------|------------|-------|-----------|-------|--|-------|
| | 19 | | | | | |
| FINRA other OTC Issues | 2024/07/11 | 21:27 | 6.96 USD | 0.00 | | 1 |
| Duesseldorf | 2024/07/19 | 08:10 | 6.15 EUR | 0.00 | | 1 |
| Berlin | 2024/07/19 | 08:25 | 6.50 EUR | 0.00 | | 1 |
| Australian Securities Exchange | 2024/07/19 | 08:10 | 10.63 AUD | 24.86 | | 5,313 |

Company profile

Company Logo



Company Profile

-

Contact Details

ORIGIN ENERGY LTD

--

Level 45, Australia Square 264-278 2000
Sydney, NSW

Telefon: +61-02-83455000

Fax: +61-02-92521566

E-mail: -