

## SONIC HEALTHCARE LTD.

ISIN: AU000000SHL7 WKN: SHL

## Overview

2024/07/19 08:03:02

Price  
16.17 EURDifference  -0.36% (-0.06)

## General attributes

|                |                                    |
|----------------|------------------------------------|
| ISIN           | AU000000SHL7                       |
| Symbol         | SHL                                |
| Exchange       | Hamburg                            |
| Currency       | EUR                                |
| Sector         | Chemical / Pharmaceutical / Health |
| Security type  | Stock                              |
| Market cap (m) | 7,884 EUR                          |
| Benchmark      | ASX ALL ORDINARIES INDEX           |

## Market data

|                   |                  |
|-------------------|------------------|
| Bid (Bid size)    | 16.186 EUR (425) |
| Ask (Ask size)    | 16.586 EUR (425) |
| Open              | 16.17 EUR        |
| High              | 16.17 EUR        |
| Low               | 16.17 EUR        |
| Close (prev. day) | 16.228 EUR       |
| VWAP              | -                |
| Volume (pcs)      | 0                |
| Trading volume    | 0.00             |
| Number of trades  | 1                |
| Last size         | 0                |

## Futures and Options

|                 |     |
|-----------------|-----|
| Related Futures | -   |
| Related Options | 649 |




5y



Information about previous performance does not guarantee future performance.  
Source: FactSet

## Recent research

on sector

| Date       | Headline  | Download  |
|------------|---|---|
| 2024/07/15 |  Aktienempfehlungen Global     |  |
| 2024/07/12 |  Global Equity Ratings         |  |
| 2024/07/09 |  Aktienempfehlungen Österreich |  |
| 2024/06/24 |  Aktienempfehlungen Österreich |  |
| 2024/06/21 |  Global Equity Ratings         |  |

## Details

2024/07/19 08:03:02

### Price

16.17 EUR

**Difference** ▼ -0.36% (-0.06)

### General attributes

|                |                                    |
|----------------|------------------------------------|
| ISIN           | AU000000SHL7                       |
| Symbol         | SHL                                |
| Exchange       | Hamburg                            |
| Currency       | EUR                                |
| Sector         | Chemical / Pharmaceutical / Health |
| Security type  | Stock                              |
| Market cap (m) | 7,884 EUR                          |
| Benchmark      | ASX ALL ORDINARIES INDEX           |

### Market data

|                   |                  |
|-------------------|------------------|
| Bid (Bid size)    | 16.186 EUR (425) |
| Ask (Ask size)    | 16.586 EUR (425) |
| Open              | 16.17 EUR        |
| High              | 16.17 EUR        |
| Low               | 16.17 EUR        |
| Close (prev. day) | 16.228 EUR       |
| VWAP              | -                |
| Volume (pcs)      | 0                |
| Trading volume    | 0.00             |
| Number of trades  | 1                |
| Last size         | 0                |

### Performance and Risk

|             | 6m      | 1y      | 3y      |
|-------------|---------|---------|---------|
| Perf (%)    | -10.84% | -23.45% | -32.37% |
| Perf (abs.) | -1.97   | -4.97   | -7.77   |
| Beta        | 0.78    | 0.78    | 0.74    |
| Volatility  | 28.30   | 26.97   | 27.75   |

5y



Information about previous performance does not guarantee future performance.  
Source: FactSet

### Price data

|   |                        |
|---|------------------------|
| Ø price 5 days   Ø volume 5 days (pcs.)     | 16.14 EUR (0)          |
| Ø price 30 days   Ø volume 30 days (pcs.)   | 15.85 EUR (0)          |
| Ø price 100 days   Ø volume 100 days (pcs.) | 16.16 EUR (3)          |
| Ø price 250 days   Ø volume 250 days (pcs.) | 17.59 EUR (2)          |
| YTD High   date                             | 19.69 EUR (2024/01/02) |
| YTD Low   date                              | 14.50 EUR (2024/06/04) |
| 52 Weeks High   date                        | 21.44 EUR (2023/07/27) |
| 52 Weeks Low   date                         | 14.50 EUR (2024/06/04) |

### All listings for SONIC HEALTHCARE LTD.

| Exchange  | Date       | Time  | Price      | Trading volume (mio.) | Number of trades |
|-----------|------------|-------|------------|-----------------------|------------------|
| Tradegate | 2024/07/19 | 14:40 | 16.26 EUR  | 0.00                  | 1                |
| Stuttgart | 2024/07/19 | 09:32 | 16.238 EUR | 0.00                  | 2                |
| Munich    | 2024/07/19 | 08:01 | 16.308 EUR | 0.00                  | 1                |
| Hamburg   | 2024/07/19 | 08:03 | 16.17 EUR  | 0.00                  | 1                |
| Frankfurt | 2024/07/19 | 08:16 | 16.232 EUR | 0.00                  | 1                |

|                                |            |       |            |       |  |       |
|--------------------------------|------------|-------|------------|-------|--|-------|
|                                | 07/19      |       |            |       |  |       |
| FINRA other OTC Issues         | 2024/07/17 | 15:52 | 17.648 USD | 0.00  |  | 1     |
| Duesseldorf                    | 2024/07/19 | 12:30 | 16.206 EUR | 0.00  |  | 3     |
| Berlin                         | 2024/07/19 | 08:08 | 16.244 EUR | 0.00  |  | 1     |
| Australian Securities Exchange | 2024/07/19 | 08:10 | 26.69 AUD  | 30.23 |  | 7,920 |

## Company profile

### Company Logo



### Company Profile

-

### Contact Details

SONIC HEALTHCARE

--

95 Epping Road - NSW 2113 NORTH RYDE

Telefon: (02) 9855 5444

Fax: (02) 9878 5066

E-mail: [contactus@sonichealthcare.com](mailto:contactus@sonichealthcare.com)