

# WOOLWORTHS GROUP LTD.

ISIN: **AU000000WOW2** WKN: **WOW**

## Overview

2024/08/07 08:01:12

**Price**  
20.20 EUR

**Difference**  2.02% (0.40)

### General attributes

ISIN	AU000000WOW2
Symbol	WOW
Exchange	Hamburg
Currency	EUR
Sector	Commerce
Security type	Stock
Market cap (m)	24,487 EUR
Benchmark	ASX ALL ORDINARIES INDEX

### Market data

Bid (Bid size)	-
Ask (Ask size)	-
Open	20.20 EUR
High	20.20 EUR
Low	20.20 EUR
Close (prev. day)	19.80 EUR
VWAP	-
Volume (pcs)	0
Trading volume	0.00
Number of trades	1
Last size	0

### Futures and Options











Related Futures	-
Related Options	1,316

5y



Information about previous performance does not guarantee future performance.  
Source: FactSet

### Recent research

on sector			
Date		Headline	Download
2024/07/24		Global Equity Ratings	
2024/07/24		Aktienempfehlungen Global	
2024/07/15		Aktienempfehlungen Global	
2024/07/12		Global Equity Ratings	
2024/06/21		Equity Weekly	

## Details

2024/08/07 08:01:12

## Price

20.20 EUR

Difference ▲ 2.02% (0.40)

## General attributes

ISIN	AU000000WOW2
Symbol	WOW
Exchange	Hamburg
Currency	EUR
Sector	Commerce
Security type	Stock
Market cap (m)	24,487 EUR
Benchmark	ASX ALL ORDINARIES INDEX

## Market data

Bid (Bid size)	-
Ask (Ask size)	-
Open	20.20 EUR
High	20.20 EUR
Low	20.20 EUR
Close (prev. day)	19.80 EUR
VWAP	-
Volume (pcs)	0
Trading volume	0.00
Number of trades	1
Last size	0

## Performance and Risk

	6m	1y	3y
Perf (%)	-8.33%	-14.19%	-19.97%
Perf (abs.)	-1.80	-3.28	-4.94
Beta	0.67	0.65	0.54
Volatility	21.57	20.89	21.08

5y



Information about previous performance does not guarantee future performance.  
Source: FactSet

## Price data

Ø price 5 days   Ø volume 5 days (pcs.)	20.28 EUR (0)
Ø price 30 days   Ø volume 30 days (pcs.)	20.88 EUR (0)
Ø price 100 days   Ø volume 100 days (pcs.)	19.85 EUR (0)
Ø price 250 days   Ø volume 250 days (pcs.)	20.90 EUR (0)
YTD High   date	22.99 EUR (2024/01/02)
YTD Low   date	18.40 EUR (2024/05/02)
52 Weeks High   date	23.01 EUR (2023/08/30)
52 Weeks Low   date	18.40 EUR (2024/05/02)

## Arbitrage views

Exchange <span>⊕</span>	Date	Time	Price	Trading volume (mio.)	Number of trades
Tradegate	2024/08/07	09:39	20.20 EUR	0.00	2
Stuttgart	2024/08/07	08:30	20.00 EUR	0.00	3
Munich	2024/08/07	08:00	20.00 EUR	0.00	1
Hamburg	2024/08/07	08:01	20.20 EUR	0.00	1
Frankfurt	2024/08/07	08:20	20.00 EUR	0.00	1

	07					
FINRA other OTC Issues	2024/08/07	15:30	21.35 USD	0.10		3
Duesseldorf	2024/08/07	19:30	19.80 EUR	0.00		5
Australian Securities Exchange	2024/08/07	08:10	33.63 AUD	52.92		10,083

## Company profile

### Company Logo



### Contact Details

WOOLWORTHS GROUP LTD.

--

Woolworths Way 1 2153 Bella Vista

Telefon: +61 2 8885 0000

Fax: +61 2 8885 0001

E-mail: -

### Company Profile

-

#### Members of Management Board

Brad Banducci Chairman of Managing Board

Alex Holt Member of Executive Committee

Amitabh Mall Member of Executive Committee

Andrew Hicks Member of Executive Committee

Bill Reid Member of Executive Committee

Caryn Katsikogianis Member of Executive Committee

Christian Bennett Member of Executive Committee

David Walker Member of Executive Committee

John Hunt Member of Executive Committee

Stephen Harrison Member of Executive Committee

Von Ingram Member of Executive Committee

#### Board of directors

Scott Perkins Chairman of Supervisory Board

Holly Kramer Member of Supervisory Board

Jennifer Carr-Smith Member of Supervisory Board

Kathryn Tesija Member of Supervisory Board

Maxine Brenner Member of Supervisory Board

Philip Chronican Member of Supervisory Board

Tracey Fellows Member of Supervisory Board

Warwick Bray Member of Supervisory Board