

SARAMA RESOURCES LTD.

ISIN: CA8031604074 WKN: -

Overview

2024/07/26 14:44:31

Price
0.0065 EURDifference  0.00% (0.00)

General attributes

ISIN	CA8031604074
Symbol	SWA
Exchange	Stuttgart
Currency	EUR
Sector	Energy / Commodities
Security type	Stock
Market cap (m)	3 EUR
Benchmark	S&P/TSX 60 INDEX

Market data

Bid (Bid size)	- (0)
Ask (Ask size)	- (0)
Open	0.0065 EUR
High	0.0065 EUR
Low	0.0065 EUR
Close (prev. day)	0.0065 EUR
VWAP	-
Volume (pcs)	0
Trading volume	0.00
Number of trades	3
Last size	0

Futures and Options






Related Futures	-
Related Options	-

5y



Information about previous performance does not guarantee future performance.
Source: FactSet

Recent research

on sector			
Date		Headline	Download
2024/07/26		Equity Weekly	
2024/07/24		Global Equity Ratings	
2024/07/24		Aktienempfehlungen Global	
2024/07/15		Aktienempfehlungen Global	
2024/07/12		Equity Weekly	

Details

2024/07/26 14:44:31

Price
0.0065 EUR

Difference ➔ 0.00% (0.00)

General attributes

ISIN	CA8031604074
Symbol	SWA
Exchange	Stuttgart
Currency	EUR
Sector	Energy / Commodities
Security type	Stock
Market cap (m)	3 EUR
Benchmark	S&P/TSX 60 INDEX

Market data

Bid (Bid size)	- (0)
Ask (Ask size)	- (0)
Open	0.0065 EUR
High	0.0065 EUR
Low	0.0065 EUR
Close (prev. day)	0.0065 EUR
VWAP	-
Volume (pcs)	0
Trading volume	0.00
Number of trades	3
Last size	0

Performance and Risk

	6m	1y	3y
Perf (%)	+116.67%	-83.33%	-94.04%
Perf (abs.)	+0.00	-0.03	-0.10
Beta	3.74	1.11	0.37
Volatility	787.22	682.89	397.37

5y



Information about previous performance does not guarantee future performance.
Source: FactSet

Price data

Ø price 5 days Ø volume 5 days (pcs.)	0.0122 EUR (17,000)
Ø price 30 days Ø volume 30 days (pcs.)	0.0080 EUR (3,608)
Ø price 100 days Ø volume 100 days (pcs.)	0.0056 EUR (1,102)
Ø price 250 days Ø volume 250 days (pcs.)	0.0070 EUR (441)
YTD High date	0.0245 EUR (2024/06/20)
YTD Low date	0.0005 EUR (2024/02/20)
52 Weeks High date	0.0465 EUR (2023/07/31)
52 Weeks Low date	0.0005 EUR (2023/10/10)

All listings for SARAMA RESOURCES LTD.

Exchange ⊕	Date	Time	Price	Trading volume (mio.)	Number of trades
TSX Venture Exchange	2024/07/25	21:59	0.025 CAD	0.00	2
Stuttgart	2024/07/26	14:44	0.0065 EUR	0.00	3
Frankfurt	2024/07/26	08:05	0.002 EUR	0.00	1
FINRA other OTC Issues	2024/06/06	15:30	0.01 USD	0.00	1

Company profile

Company Logo



Company Profile

-

Contact Details

SARAMA RESOURCES

--

Telefon: -

Fax: -

E-mail: -