


RAND / SERBIAN DINAR (ZAR/RSD)

2024/05/16 07:00:40

Price
5.87203 RSD

1 ZAR = 5.87203 RSD
1 RSD = 0.17030 ZAR

Difference  **-0.05%**
(-0.00)

General attributes

Exchange rate -
Exchange over the counter World
Security type Currency

Market data

Open 5.87418 RSD
High 5.88081 RSD
Low 5.86918 RSD
Close (prev. day) 5.87505 RSD

Performance and Risk

	6m	1y	3y
Perf (%)	-0.74%	+3.88%	-14.33%
Perf (abs.)	-0.04	+0.22	-0.98
Beta	-	-	-
Volatility	8.56	9.94	10.75

Futures and Options

Related Futures -
Related Options -












Information about previous performance does not guarantee future performance.
Source: FactSet

Price data

Ø price 5 days Ø volume 5 days (pcs.)	5.88105 RSD (0)
Ø price 30 days Ø volume 30 days (pcs.)	5.81450 RSD (0)
Ø price 100 days Ø volume 100 days (pcs.)	5.74341 RSD (0)
Ø price 250 days Ø volume 250 days (pcs.)	5.76496 RSD (0)
YTD High date	5.90778 RSD (2024/05/13)
YTD Low date	5.56813 RSD (2024/02/26)
52 Weeks High date	6.02907 RSD (2023/07/25)
52 Weeks Low date	5.50136 RSD (2023/05/26)

Recent research

on market		
Date	Headline	Download
2024/05/13	 Will Romanian central bank begin monetary easing?	
2024/05/10	 EU News Monthly May 2024	
2024/05/08	 Marktkommentar	
2024/05/06	 Anzeichen für eine wirtschaftliche Wende?	
2024/05/06	 Mixed data on retail sales and industrial output	