


HONG KONG DOLLAR / SERBIAN DINAR (HKD/RSD)

2024/08/16 23:00:01

Price
13.56831 RSD
 1 HKD = 13.56831 RSD
 1 RSD = 0.07370 HKD

Difference  **-0.49%**
 (-0.07)

General attributes

Exchange rate -
Exchange over the counter World
Security type Currency

Market data

Open 13.63383 RSD
High 13.63383 RSD
Low 13.56831 RSD
Close (prev. day) 13.63495 RSD

Performance and Risk

	6m	1y	3y
Perf (%)	-1.64%	-0.43%	+6.78%
Perf (abs.)	-0.23	-0.06	+0.87
Beta	-	-	-
Volatility	4.42	5.01	6.75

Futures and Options

Related Futures -
Related Options -

5y











Information about previous performance does not guarantee future performance.
 Source: FactSet

Price data

Ø price 5 days Ø volume 5 days (pcs.)	13.64718 RSD (0)
Ø price 30 days Ø volume 30 days (pcs.)	13.71850 RSD (0)
Ø price 100 days Ø volume 100 days (pcs.)	13.79919 RSD (0)
Ø price 250 days Ø volume 250 days (pcs.)	13.78681 RSD (0)
YTD High date	14.05245 RSD (2024/04/19)
YTD Low date	13.53792 RSD (2024/01/02)
52 Weeks High date	14.26203 RSD (2023/10/03)
52 Weeks Low date	13.41953 RSD (2023/12/28)

Recent research

on market			
Date		Headline	Download
2024/08/14		CEE Special Report Social Development Goals in t...	
2024/08/12		Marktkommentar	
2024/08/12		US-Arbeitsmarkt und Bank of Japan verunsichern die...	
2024/08/12		GDP growth data in spotlight	
2024/08/05		Gemischte Konjunktur in der Eurozone	