

AIRGAIN INC COM USD0.0001

ISIN: **US00938A1043** WKN: **00938A104**

Overview

2024/09/13 22:00:00

Price
7.35 USDDifference  -0.27% (-0.02)

General attributes

ISIN	US00938A1043
Symbol	AIRG
Exchange	Nasdaq
Currency	USD
Sector	-
Security type	Stock
Market cap (m)	75 EUR
Benchmark	S&P 500

Market data

Bid (Bid size)	7.30 USD (300)
Ask (Ask size)	7.45 USD (100)
Open	7.37 USD
High	7.46 USD
Low	7.33 USD
Close (prev. day)	7.37 USD
VWAP	7.401833 USD
Volume (pcs)	15,881
Trading volume	117,483.40
Number of trades	284
Last size	-

Futures and Options






Related Futures	-
Related Options	-

5y



Information about previous performance does not guarantee future performance.
Source: FactSet

Recent research

on market			
Date		Headline	Download
2024/09/11		Global Equity Ratings	
2024/09/11		Aktienempfehlungen Global	
2024/09/09		Marktkommentar	
2024/09/05		Global Equity Ratings	
2024/09/05		Aktienempfehlungen Global	

Details

2024/09/13 22:00:00

Price
7.35 USD

Difference ▼ -0.27% (-0.02)

General attributes

ISIN	US00938A1043
Symbol	AIRG
Exchange	Nasdaq
Currency	USD
Sector	-
Security type	Stock
Market cap (m)	75 EUR
Benchmark	S&P 500

Market data

Bid (Bid size)	7.30 USD (300)
Ask (Ask size)	7.45 USD (100)
Open	7.37 USD
High	7.46 USD
Low	7.33 USD
Close (prev. day)	7.37 USD
VWAP	7.401833 USD
Volume (pcs)	15,881
Trading volume	117,483.40
Number of trades	284
Last size	-

Performance and Risk

	6m	1y	3y
Perf (%)	+36.87%	+64.43%	-45.47%
Perf (abs.)	+1.98	+2.88	-6.13
Beta	-	-	-
Volatility	51.56	92.36	69.68

5y



Information about previous performance does not guarantee future performance.
Source: FactSet

Price data

Ø price 5 days Ø volume 5 days (pcs.)	7.41 USD (23,763)
Ø price 30 days Ø volume 30 days (pcs.)	7.30 USD (34,428)
Ø price 100 days Ø volume 100 days (pcs.)	6.33 USD (35,314)
Ø price 250 days Ø volume 250 days (pcs.)	4.86 USD (32,807)
YTD High date	8.07 USD (2024/08/19)
YTD Low date	3.06 USD (2024/01/19)
52 Weeks High date	8.07 USD (2024/08/19)
52 Weeks Low date	1.63 USD (2023/11/10)

All listings for AIRGAIN INC COM USD0.0001

Exchange	Date	Time	Price	Trading volume (mio.)	Number of trades
Stuttgart	2024/09/13	20:07	6.45 EUR	0.00	5
Nasdaq	2024/09/13	22:00	7.35 USD	0.12	284
Frankfurt	2024/09/13	08:20	6.60 EUR	0.00	1

Company profile

Company Logo

Contact Details

AIRGAIN INC

--

Telefon: -

Fax: -

E-mail: -

Company Profile

-