

AGNICO EAGLE MINES LTD.

ISIN: **CA0084741085** WKN: **008474108**

Overview

2024/06/21 08:00:54

Price
61.66 EUR

Difference  2.15% (1.30)

General attributes

ISIN	CA0084741085
Symbol	AEM
Exchange	Hamburg
Currency	EUR
Sector	Energy / Commodities
Security type	Stock
Market cap (m)	30,353 EUR
Benchmark	S&P/TSX 60 INDEX

Market data

Bid (Bid size)	-
Ask (Ask size)	-
Open	61.66 EUR
High	61.66 EUR
Low	61.66 EUR
Close (prev. day)	60.36 EUR
VWAP	-
Volume (pcs)	0
Trading volume	0.00
Number of trades	3
Last size	0

Futures and Options











Related Futures	14
Related Options	-

5y



Information about previous performance does not guarantee future performance.
Source: FactSet

Recent research

on sector		
Date	Headline	Download
2024/06/21	 Global Equity Ratings	
2024/06/21	 Aktienempfehlungen Global	
2024/06/14	 Equity Weekly	
2024/06/14	 Global Equity Ratings	
2024/06/14	 Aktienempfehlungen Global	

Details

2024/06/21 08:00:54

Price

61.66 EUR

Difference ▲ 2.15% (1.30)

General attributes

ISIN	CA0084741085
Symbol	AEM
Exchange	Hamburg
Currency	EUR
Sector	Energy / Commodities
Security type	Stock
Market cap (m)	30,353 EUR
Benchmark	S&P/TSX 60 INDEX

Market data

Bid (Bid size)	-
Ask (Ask size)	-
Open	61.66 EUR
High	61.66 EUR
Low	61.66 EUR
Close (prev. day)	60.36 EUR
VWAP	-
Volume (pcs)	0
Trading volume	0.00
Number of trades	3
Last size	0

Performance and Risk

	6m	1y	3y
Perf (%)	+24.41%	+38.53%	+17.18%
Perf (abs.)	+12.10	+17.15	+9.04
Beta	1.81	1.43	1.25
Volatility	30.00	29.21	33.09

5y



Information about previous performance does not guarantee future performance.
Source: FactSet

Price data

Ø price 5 days Ø volume 5 days (pcs.)	60.23 EUR (0)
Ø price 30 days Ø volume 30 days (pcs.)	61.84 EUR (2)
Ø price 100 days Ø volume 100 days (pcs.)	54.83 EUR (21)
Ø price 250 days Ø volume 250 days (pcs.)	49.42 EUR (18)
YTD High date	64.74 EUR (2024/05/20)
YTD Low date	41.91 EUR (2024/02/14)
52 Weeks High date	64.74 EUR (2024/05/20)
52 Weeks Low date	41.30 EUR (2023/10/05)

Arbitrage views

Exchange ⊕	Date	Time	Price	Trading volume (mio.)	Number of trades
Tradegate	2024/06/21	22:26	60.98 EUR	0.18	41
Toronto Stock Exchange	2024/06/21	22:00	89.27 CAD	491.26	6,243
Stuttgart	2024/06/21	21:53	60.86 EUR	0.00	13
SIX Swiss Exchange	2022/05/05	17:35	64.20 CHF	0.00	1
NYSE	2024/06/21	22:00	65.23 USD	353.38	24,844

	21					
Munich	2024/06/ 21	08:00	61.66 EUR	0.00		1
London Stock Exchange	2024/05/ 23	15:53	92.5223 CAD	4.59		2
Hanover	2024/06/ 21	08:00	61.66 EUR	0.00		3
Hamburg	2024/06/ 21	08:00	61.66 EUR	0.00		3
Frankfurt	2024/06/ 21	16:46	60.48 EUR	0.02		6
Duesseldorf	2024/06/ 21	08:10	61.60 EUR	0.00		3
Berlin	2024/06/ 21	08:08	61.38 EUR	0.00		3

Company profile

Company Logo



Contact Details

AGNICO EAGLE MINES LTD.

--

145 King Street East, Suite 400 - M5C 2Y7
Toronto

Telefon: +1-416-947-1212

Fax: +1-416-367-4681

E-mail: info@agnicoeagle.com

Company Profile

-

Members of Management Board

Ammar Al-Joundi Chairman of Managing Board

Carol Plummer Member of Executive Committee

Chris Vollmershausen Member of Executive Committee

Dominique Girard Member of Executive Committee

Guy Gosselin Member of Executive Committee

Jamie Porter Member of Executive Committee

Jean Robitaille Member of Executive Committee

Natasha Vaz Member of Executive Committee

Sean Boyd Member of Executive Committee

Board of directors

Sean Boyd Chairman of Supervisory Board

Deborah McCombe Member of Supervisory Board

Elizabeth Lewis-Gray Member of Supervisory Board

Jamie Sokalsky Member of Supervisory Board

Jeffrey Parr Member of Supervisory Board

John Roberts Member of Supervisory Board

Jonathan Gill Member of Supervisory Board

Leona Aglukkaq Member of Supervisory Board

Martine Celej Member of Supervisory Board

Peter Grosskopf Member of Supervisory Board