

## CYBERAGENT INC.

ISIN: JP3311400000 WKN: 4751

## Overview

2024/08/09 08:22:38

Price  
5.45 EURDifference  0.00% (0.00)

## General attributes

ISIN	JP3311400000
Symbol	4751
Exchange	Frankfurt
Currency	EUR
Sector	-
Security type	Stock
Market cap (m)	2,767 EUR
Benchmark	NIKKEI 225

## Market data

Bid (Bid size)	5.50 EUR (420)
Ask (Ask size)	5.60 EUR (420)
Open	5.45 EUR
High	5.45 EUR
Low	5.45 EUR
Close (prev. day)	5.45 EUR
VWAP	6.55 EUR
Volume (pcs)	0
Trading volume	0.00
Number of trades	1
Last size	0

## Futures and Options







Related Futures	-
Related Options	-

5y



Information about previous performance does not guarantee future performance.  
Source: FactSet

## Recent research

on market			
Date		Headline	Download
2024/02/22		Aktienempfehlungen Global	
2024/02/22		Global Equity Ratings	
2023/10/27		Global Equity Ratings	
2023/10/27		Aktienempfehlungen Global	
2023/09/29		Global Equity Ratings	

## Details

2024/08/09 08:22:38

## Price

5.45 EUR

Difference ↔ 0.00% (0.00)

## General attributes

ISIN	JP3311400000
Symbol	4751
Exchange	Frankfurt
Currency	EUR
Sector	-
Security type	Stock
Market cap (m)	2,767 EUR
Benchmark	NIKKEI 225

## Market data

Bid (Bid size)	5.50 EUR (420)
Ask (Ask size)	5.60 EUR (420)
Open	5.45 EUR
High	5.45 EUR
Low	5.45 EUR
Close (prev. day)	5.45 EUR
VWAP	6.55 EUR
Volume (pcs)	0
Trading volume	0.00
Number of trades	1
Last size	0

## Performance and Risk

	6m	1y	3y
Perf (%)	-13.49%	-3.54%	-65.94%
Perf (abs.)	-0.85	-0.20	-10.55
Beta	0.81	0.76	0.91
Volatility	47.14	41.85	41.10

5y



Information about previous performance does not guarantee future performance.  
Source: FactSet

## Price data

Ø price 5 days   Ø volume 5 days (pcs.)	5.43 EUR (0)
Ø price 30 days   Ø volume 30 days (pcs.)	5.64 EUR (20)
Ø price 100 days   Ø volume 100 days (pcs.)	5.90 EUR (12)
Ø price 250 days   Ø volume 250 days (pcs.)	5.71 EUR (18)
YTD High   date	6.80 EUR (2024/02/19)
YTD Low   date	5.15 EUR (2024/08/05)
52 Weeks High   date	6.80 EUR (2024/02/19)
52 Weeks Low   date	4.80 EUR (2023/10/11)

## All listings for CYBERAGENT INC.

Exchange <span>⊕</span>	Date	Time	Price	Trading volume (mio.)	Number of trades
Tradegate	2024/08/08	22:02	5.65 EUR	0.00	1
Tokyo Stock Exchange	2024/08/09	08:00	881.00 JPY	55.61	15,751
Stuttgart	2024/08/09	08:05	5.45 EUR	0.00	1
Munich	2024/08/09	08:02	5.50 EUR	0.00	1
Hanover	2024/08/09	08:01	5.45 EUR	0.00	1

	09					
Frankfurt	2024/08/09	08:22	5.45 EUR	0.00		1
FINRA other OTC Issues	2024/08/01	15:30	6.40 USD	16.18		3
Duesseldorf	2024/08/09	16:30	5.35 EUR	0.00		4
Berlin	2024/08/09	16:30	5.55 EUR	0.00		5

## Company profile

### Company Logo

#### Contact Details

CYBER AGENT

--

----

Telefon: -

Fax: -

E-mail: -

### Company Profile

-