

CYBERAGENT INC.

ISIN: JP3311400000 WKN: 4751

Overview

2024/04/30 08:37:13

Price
5.85 EURDifference  -4.10% (-0.25)

General attributes

ISIN	JP3311400000
Symbol	4751
Exchange	Frankfurt
Currency	EUR
Sector	-
Security type	Stock
Market cap (m)	2,956 EUR
Benchmark	NIKKEI 225

Market data

Bid (Bid size)	-
Ask (Ask size)	-
Open	5.85 EUR
High	5.85 EUR
Low	5.85 EUR
Close (prev. day)	6.10 EUR
VWAP	6.25 EUR
Volume (pcs)	0
Trading volume	0.00
Number of trades	3
Last size	0

Futures and Options

Related Futures	-
Related Options	-










5y



Information about previous performance does not guarantee future performance.
Source: FactSet

Recent research

on market

Date	Headline	Download
2024/02/22	 Aktienempfehlungen Global	
2024/02/22	 Global Equity Ratings	
2023/10/27	 Global Equity Ratings	
2023/10/27	 Aktienempfehlungen Global	
2023/09/29	 Global Equity Ratings	

Details

2024/04/30 08:37:13

Price

5.85 EUR

Difference ▼ -4.10% (-0.25)

General attributes

ISIN	JP3311400000
Symbol	4751
Exchange	Frankfurt
Currency	EUR
Sector	-
Security type	Stock
Market cap (m)	2,956 EUR
Benchmark	NIKKEI 225

Market data

Bid (Bid size)	-
Ask (Ask size)	-
Open	5.85 EUR
High	5.85 EUR
Low	5.85 EUR
Close (prev. day)	6.10 EUR
VWAP	6.25 EUR
Volume (pcs)	0
Trading volume	0.00
Number of trades	3
Last size	0

Performance and Risk

	6m	1y	3y
Perf (%)	+20.37%	-25.95%	-65.99%
Perf (abs.)	+0.99	-2.05	-11.35
Beta	0.67	0.63	0.95
Volatility	41.06	39.64	40.38

5y



Information about previous performance does not guarantee future performance.
Source: FactSet

Price data

Ø price 5 days Ø volume 5 days (pcs.)	6.03 EUR (0)
Ø price 30 days Ø volume 30 days (pcs.)	6.38 EUR (17)
Ø price 100 days Ø volume 100 days (pcs.)	6.08 EUR (22)
Ø price 250 days Ø volume 250 days (pcs.)	5.98 EUR (23)
YTD High date	6.80 EUR (2024/02/19)
YTD Low date	5.50 EUR (2024/01/16)
52 Weeks High date	7.95 EUR (2023/05/15)
52 Weeks Low date	4.80 EUR (2023/10/11)

Arbitrage views

Exchange ⊕	Date	Time	Price	Trading volume (mio.)	Number of trades
Tradegate	2024/04/30	22:02	5.85 EUR	0.00	1
Tokyo Stock Exchange	2024/05/01	08:00	982.40 JPY	64.58	13,966
Stuttgart	2024/04/30	10:32	5.90 EUR	0.00	4
Munich	2024/04/30	08:03	5.95 EUR	0.00	2
Hanover	2024/04/30	08:11	5.90 EUR	0.00	3

	30					
Frankfurt	2024/04/ 30	08:37	5.85 EUR	0.00		3
FINRA other OTC Issues	2024/04/ 25	18:43	6.45 USD	0.00		1
Duesseldorf	2024/04/ 30	19:31	5.75 EUR	0.00		7
Berlin	2024/04/ 30	21:05	5.90 EUR	0.00		8

Company profile

Company Logo

Contact Details

CYBER AGENT

--

Telefon: -

Fax: -

E-mail: -

Company Profile

-