

CYBERAGENT INC.

ISIN: JP3311400000 WKN: 4751

Overview

2024/04/26 08:19:32

Price

6.10 EUR

Difference  5.17% (0.30)

General attributes

ISIN	JP3311400000
Symbol	4751
Exchange	Frankfurt
Currency	EUR
Sector	-
Security type	Stock
Market cap (m)	3,077 EUR
Benchmark	NIKKEI 225

Market data

Bid (Bid size)	-
Ask (Ask size)	-
Open	6.10 EUR
High	6.10 EUR
Low	6.10 EUR
Close (prev. day)	5.80 EUR
VWAP	6.25 EUR
Volume (pcs)	0
Trading volume	0.00
Number of trades	2
Last size	0

Futures and Options

Related Futures	-
Related Options	-

5y












Information about previous performance does not guarantee future performance.

Source: FactSet

Recent research

on market

Date	Headline	Download
2024/02/22	 Aktienempfehlungen Global	
2024/02/22	 Global Equity Ratings	
2023/10/27	 Global Equity Ratings	
2023/10/27	 Aktienempfehlungen Global	
2023/09/29	 Global Equity Ratings	

Details

2024/04/26 08:19:32

Price

6.10 EUR

Difference ▲ 5.17% (0.30)

General attributes

ISIN	JP3311400000
Symbol	4751
Exchange	Frankfurt
Currency	EUR
Sector	-
Security type	Stock
Market cap (m)	3,077 EUR
Benchmark	NIKKEI 225

Market data

Bid (Bid size)	-
Ask (Ask size)	-
Open	6.10 EUR
High	6.10 EUR
Low	6.10 EUR
Close (prev. day)	5.80 EUR
VWAP	6.25 EUR
Volume (pcs)	0
Trading volume	0.00
Number of trades	2
Last size	0

Performance and Risk

	6m	1y	3y
Perf (%)	+27.08%	-24.69%	-58.78%
Perf (abs.)	+1.30	-2.00	-8.70
Beta	0.70	0.66	0.94
Volatility	40.61	39.77	41.03

5y



Information about previous performance does not guarantee future performance.
Source: FactSet

Price data

Ø price 5 days Ø volume 5 days (pcs.)	6.13 EUR (8)
Ø price 30 days Ø volume 30 days (pcs.)	6.41 EUR (17)
Ø price 100 days Ø volume 100 days (pcs.)	6.07 EUR (22)
Ø price 250 days Ø volume 250 days (pcs.)	6.00 EUR (23)
YTD High date	6.80 EUR (2024/02/19)
YTD Low date	5.50 EUR (2024/01/16)
52 Weeks High date	7.95 EUR (2023/05/15)
52 Weeks Low date	4.80 EUR (2023/10/11)

All listings for CYBERAGENT INC.

Exchange ⊕	Date	Time	Price	Trading volume (mio.)	Number of trades
Tradegate	2024/04/26	22:02	6.15 EUR	0.00	1
Tokyo Stock Exchange	2024/04/26	08:00	1,029.00 JPY	104.80	12,203
Stuttgart	2024/04/26	08:07	6.05 EUR	0.00	3
Munich	2024/04/26	08:11	6.05 EUR	0.00	2
Hanover	2024/04/26	08:00	6.10 EUR	0.00	3

	26					
Frankfurt	2024/04/ 26	08:19	6.10 EUR	0.00	2	
FINRA other OTC Issues	2024/04/ 25	18:43	6.45 USD	0.00	1	
Duesseldorf	2024/04/ 26	19:31	6.05 EUR	0.00	7	
Berlin	2024/04/ 26	21:05	6.10 EUR	0.00	8	

Company profile

Company Logo

Contact Details

CYBER AGENT

--

Telefon: -

Fax: -

E-mail: -

Company Profile

-