

## BAYTEX ENERGY CORP

ISIN: CA07317Q1054 WKN: 07317Q105

## Overview

2024/06/21 22:02:09

Price  
3.044 EURDifference  -1.71% (-0.05)

## General attributes

ISIN	CA07317Q1054
Symbol	BTE
Exchange	Tradegate
Currency	EUR
Sector	Energy / Commodities
Security type	Stock
Market cap (m)	2,493 EUR
Benchmark	S&P/TSX 60 INDEX

## Market data

Bid (Bid size)	3.002 EUR (1,666)
Ask (Ask size)	3.087 EUR (1,620)
Open	3.044 EUR
High	3.044 EUR
Low	3.044 EUR
Close (prev. day)	3.097 EUR
VWAP	2.95 EUR
Volume (pcs)	-
Trading volume	-
Number of trades	1
Last size	-

## Futures and Options










Related Futures	-
Related Options	-

5y



Information about previous performance does not guarantee future performance.  
Source: FactSet

## Recent research

on sector			
Date		Headline	Download
2024/06/21		Global Equity Ratings	
2024/06/21		Aktienempfehlungen Global	
2024/06/14		Equity Weekly	
2024/06/14		Global Equity Ratings	
2024/06/14		Aktienempfehlungen Global	

## Details

2024/06/21 22:02:09

## Price

3.044 EUR

Difference  -1.71% (-0.05)

## General attributes

ISIN	CA07317Q1054
Symbol	BTE
Exchange	Tradegate
Currency	EUR
Sector	Energy / Commodities
Security type	Stock
Market cap (m)	2,493 EUR
Benchmark	S&P/TSX 60 INDEX

## Market data

Bid (Bid size)	3.002 EUR (1,666)
Ask (Ask size)	3.087 EUR (1,620)
Open	3.044 EUR
High	3.044 EUR
Low	3.044 EUR
Close (prev. day)	3.097 EUR
VWAP	2.95 EUR
Volume (pcs)	-
Trading volume	-
Number of trades	1
Last size	-

## Performance and Risk

	6m	1y	3y
Perf (%)	+1.54%	+5.05%	+108.69%
Perf (abs.)	+0.05	+0.15	+1.61
Beta	1.43	1.53	2.33
Volatility	40.01	41.58	54.33

5y



Information about previous performance does not guarantee future performance.  
Source: FactSet

## Price data

Ø price 5 days   Ø volume 5 days (pcs.)	3.037 EUR (3)
Ø price 30 days   Ø volume 30 days (pcs.)	3.159 EUR (285)
Ø price 100 days   Ø volume 100 days (pcs.)	3.200 EUR (993)
Ø price 250 days   Ø volume 250 days (pcs.)	3.386 EUR (1,164)
YTD High   date	3.734 EUR (2024/04/04)
YTD Low   date	2.738 EUR (2024/01/18)
52 Weeks High   date	4.408 EUR (2023/10/19)
52 Weeks Low   date	2.718 EUR (2023/06/23)

## All listings for BAYTEX ENERGY CORP

Exchange 	Date	Time	Price	Trading volume (mio.)	Number of trades
Tradegate	2024/06/21	22:02	3.044 EUR	0.00	1
Toronto Stock Exchange	2024/06/21	22:00	4.47 CAD	26.83	3,190
Stuttgart	2024/06/21	21:53	3.02 EUR	0.00	12
NYSE	2024/06/21	22:00	3.25 USD	23.01	10,045
Munich	2024/06/21	08:04	3.097 EUR	0.00	2

	21						
Frankfurt	2024/06/21	08:02	3.097	EUR	0.00		2
Duesseldorf	2024/06/21	08:11	3.035	EUR	0.00		3
Berlin	2024/06/21	20:22	3.021	EUR	0.00		15

## Company profile

### Company Logo



### Contact Details

BAYTEX ENERGY CORP.

--

----

Telefon: -

Fax: -

E-mail: -

### Company Profile

-

#### Members of Management Board

Edward D. LaFehr Chairman of Managing Board

Brian G. Ector Member of Executive Committee

Chad L. Kalmakoff Member of Executive Committee

Geoffrey J. Darcy Member of Executive Committee

Greg A. Sawchenko Member of Executive Committee

Kendall D. Arthur Member of Executive Committee

Murray J. Desrosiers Member of Executive Committee

Richard P. Ramsay Member of Executive Committee

Rodney D. Gray Member of Executive Committee

Ryan M. Johnson Member of Executive Committee

Scott Lovett Member of Executive Committee

#### Board of directors

Mark Bly Chairman of Supervisory Board

Angela Lekatsas Member of Supervisory Board

David Pearce Member of Supervisory Board

Donald Hrap Member of Supervisory Board

Jeffrey Wojahn Member of Supervisory Board

Jennifer Maki Member of Supervisory Board

Stephen Reynish Member of Supervisory Board

Tiffany Cepak Member of Supervisory Board

Trudy Curran Member of Supervisory Board