

## TAKKT AG

ISIN:

DE0007446007

WKN: 744600

## Overview

2022/10/05 17:36:23

Price

10.24 EUR

Difference  6.22% (0.60)

## General attributes

ISIN	DE0007446007
Symbol	TTK
Exchange	Xetra
Currency	EUR
Sector	Commerce
Security type	Stock
Market cap (m)	672 EUR
Benchmark	GERMANY DAX

## Market data

Bid (Bid size)	-
Ask (Ask size)	-
Open	9.80 EUR
High	10.30 EUR
Low	9.80 EUR
Close (prev. day)	9.64 EUR
VWAP	10.07321 EUR
Volume (pcs)	88,994
Trading volume	896,455.36
Number of trades	384
Last size	16,756

## Futures and Options











Related Futures	-
Related Options	-

5y



Information about previous performance does not guarantee future performance.  
Source: FactSet

## Recent research

on sector		on market	
Date		Headline	Download
2022/10/05		Global Equity Ratings	
2022/10/05		Aktienempfehlungen Global	
2022/09/26		Global Equity Ratings	
2022/09/26		Aktienempfehlungen Global	
2022/09/01		Global Equity Ratings	

## Details

2022/10/05 17:36:23

## Price

10.24 EUR

Difference ▲ 6.22% (0.60)

## General attributes

ISIN	DE0007446007
Symbol	TTK
Exchange	Xetra
Currency	EUR
Sector	Commerce
Security type	Stock
Market cap (m)	672 EUR
Benchmark	GERMANY DAX

## Market data

Bid (Bid size)	-
Ask (Ask size)	-
Open	9.80 EUR
High	10.30 EUR
Low	9.80 EUR
Close (prev. day)	9.64 EUR
VWAP	10.07321 EUR
Volume (pcs)	88,994
Trading volume	896,455.36
Number of trades	384
Last size	16,756

## Performance and Risk

	6m	1y	3y
Perf (%)	-34.02%	-25.80%	-14.09%
Perf (abs.)	-5.28	-3.56	-1.68
Beta	0.29	0.23	0.53
Volatility	31.57	27.44	35.72

5y



Information about previous performance does not guarantee future performance.  
Source: FactSet

## Price data

Ø price 5 days   Ø volume 5 days (pcs.)	9.61 EUR (36,886)
Ø price 30 days   Ø volume 30 days (pcs.)	9.74 EUR (42,361)
Ø price 100 days   Ø volume 100 days (pcs.)	12.93 EUR (44,982)
Ø price 250 days   Ø volume 250 days (pcs.)	14.20 EUR (51,858)
YTD High   date	16.78 EUR (2022/03/31)
YTD Low   date	9.02 EUR (2022/09/26)
52 Weeks High   date	16.78 EUR (2022/03/31)
52 Weeks Low   date	9.02 EUR (2022/09/26)

## Arbitrage views

Exchange <span>⊕</span>	Date	Time	Price	Trading volume (mio.)	Number of trades
Xetra	2022/10/05	17:36	10.24 EUR	0.90	384
Vienna Stock Exchange	2022/10/05	17:32	10.22 EUR	0.00	2
Tradegate	2022/10/05	22:26	10.26 EUR	0.13	40
Stuttgart	2022/10/05	21:55	10.16 EUR	0.06	63
SIX Swiss Exchange	2019/	17:31	13.72 CHF	0.01	1

	06/25					
Munich	2022/ 10/05	08:03	9.75 EUR	0.00		2
London Stock Exchange European Trade Reporting	2022/ 10/05	17:30	10.19 EUR	0.00		2
Hanover	2022/ 10/05	08:15	9.75 EUR	0.00		1
Hamburg	2022/ 10/05	08:15	9.75 EUR	0.00		1
Frankfurt	2022/ 10/05	17:00	10.22 EUR	0.03		6
Duesseldorf	2022/ 10/05	21:01	10.16 EUR	0.00		12
Berlin	2022/ 10/05	21:55	10.26 EUR	0.00		18

## Company profile

### Company Logo



### Contact Details

TAKKT AG

--

Presselstraße 12 - 70191 Stuttgart

Telefon: 49-711-3465-80

Fax: 49-711-3465-8100

E-mail: kontakt@takkt.de

### Company Profile

-

#### Members of Management Board

Maria Zesch Chairman of  
Managing Board

Claude Tomaszewski Member of  
(bis 31.10.2022) Executive  
Committee

Lars Bolscho (ab Member of  
1.01.2023) Executive  
Committee

#### Board of directors

Thomas Schmidt Chairman of  
Supervisory Board

Florian Funck Member of Supervisory  
Board

Johannes Haupt Member of Supervisory  
Board

Aliz Tepfenhart Member of Supervisory  
Board

Alyssa McDonald-Bärtl Member of Supervisory  
Board

Thomas Kniehl Member of Supervisory  
Board