

HENNES & MAURITZ AB 'B'

ISIN: SE0000106270 WKN: 5687431

Overview

2024/07/26 19:31:54

Price
14.10 EURDifference  0.07% (0.01)

General attributes

ISIN	SE0000106270
Symbol	HM B
Exchange	Duesseldorf
Currency	EUR
Sector	Commerce
Security type	Stock
Market cap (m)	20,004 EUR
Benchmark	OMX STOCKHOLM 30 INDEX

Market data

Bid (Bid size)	-
Ask (Ask size)	-
Open	14.085 EUR
High	14.15 EUR
Low	14.015 EUR
Close (prev. day)	14.09 EUR
VWAP	-
Volume (pcs)	0
Trading volume	0.00
Number of trades	7
Last size	0

Futures and Options

Related Futures	43
Related Options	-

5y












Information about previous performance does not guarantee future performance.
Source: FactSet

Recent research

on instrument

on sector

Date		Headline	Download
2022/05/04		Global Equity Ratings	
2022/05/04		Aktienempfehlungen Global	
2022/04/27		Global Equity Ratings	
2022/04/27		Aktienempfehlungen Global	
2022/04/14		Global Equity Ratings	

Details

2024/07/26 19:31:54

Price

14.10 EUR

Difference ▲ 0.07% (0.01)

General attributes

ISIN	SE0000106270
Symbol	HM B
Exchange	Duesseldorf
Currency	EUR
Sector	Commerce
Security type	Stock
Market cap (m)	20,004 EUR
Benchmark	OMX STOCKHOLM 30 INDEX

Market data

Bid (Bid size)	-
Ask (Ask size)	-
Open	14.085 EUR
High	14.15 EUR
Low	14.015 EUR
Close (prev. day)	14.09 EUR
VWAP	-
Volume (pcs)	0
Trading volume	0.00
Number of trades	7
Last size	0

Performance and Risk

	6m	1y	3y
Perf (%)	-3.74%	-6.86%	-23.36%
Perf (abs.)	-0.55	-1.04	-4.30
Beta	1.02	1.10	1.16
Volatility	39.60	35.63	38.66

5y



Information about previous performance does not guarantee future performance.
Source: FactSet

Price data

Ø price 5 days Ø volume 5 days (pcs.)	14.13 EUR (0)
Ø price 30 days Ø volume 30 days (pcs.)	15.25 EUR (0)
Ø price 100 days Ø volume 100 days (pcs.)	14.89 EUR (30)
Ø price 250 days Ø volume 250 days (pcs.)	14.26 EUR (15)
YTD High date	17.25 EUR (2024/06/20)
YTD Low date	12.00 EUR (2024/03/05)
52 Weeks High date	17.25 EUR (2024/06/20)
52 Weeks Low date	12.00 EUR (2024/03/05)

Arbitrage views

Exchange ⊕	Date	Time	Price	Trading volume (mio.)	Number of trades
Xetra	2024/07/25	16:09	13.92 EUR	0.00	3
Tradegate	2024/07/26	22:26	14.175 EUR	0.04	12
Stuttgart	2024/07/26	13:56	14.165 EUR	0.00	9
SIX Swiss Exchange	2024/04/02	06:35	18.195 CHF	0.00	1
Nasdaq Stockholm	2024/	18:00	165.95 SEK	256.28	3,327

	07/26					
Munich	2024/ 07/26	08:04	14.11 EUR	0.00		1
London Stock Exchange European Trade Reporting	2024/ 07/26	17:25	165.60 SEK	0.00		1
Hanover	2024/ 07/26	08:01	14.125 EUR	0.00		3
Hamburg	2024/ 07/26	08:01	14.125 EUR	0.00		3
Frankfurt	2024/ 07/26	14:31	14.175 EUR	0.00		1
FINRA other OTC Issues	2024/ 07/11	18:27	16.305 USD	0.01		2
Duesseldorf	2024/ 07/26	19:31	14.10 EUR	0.00		7
Berlin	2024/ 07/26	08:08	14.12 EUR	0.00		3

Company profile

Company Logo



Contact Details

H&M HENNES & MAURITZ AB

--

Mäster Samuelsgatan 46A - 106 38
Stockholm

Telefon: +46-8-796-55-00

Fax: +

E-mail: info@hm.com

Company Profile

-

Members of Management Board

Daniel Erver	Chairman of Managing Board
Adam Karlsson	Member of Executive Committee
Ellen Svanström	Member of Executive Committee

Board of directors

Karl-Johan Erling Persson	Chairman of Supervisory Board
Danica Jensfelt	Member of Supervisory Board
Agneta Gustafsson	Member of Supervisory Board
Anders Gunnar Dahlvig	Member of Supervisory Board
Christian Sievert	Member of Supervisory Board
Christina Synnergren	Member of Supervisory Board
Hans Nilsson	Member of Supervisory Board
Helena Ildiko Saxon	Member of Supervisory Board
Keith Barker	Member of Supervisory Board
Lena Margareta Patriksson Keller	Member of Supervisory Board
Sofia Almbrandt	Member of Supervisory Board
Stina Honkamaa Bergfors	Member of Supervisory Board
Therese Nordström	Member of Supervisory Board
Tim Gahnström	Member of Supervisory Board