

HENNES & MAURITZ AB 'B'

ISIN: SE0000106270 WKN: 5687431

Overview

2024/05/03 08:03:56

Price
14.755 EURDifference  0.10% (0.02)

General attributes

ISIN	SE0000106270
Symbol	HM B
Exchange	Munich
Currency	EUR
Sector	Commerce
Security type	Stock
Market cap (m)	20,846 EUR
Benchmark	OMX STOCKHOLM 30 INDEX

Market data

Bid (Bid size)	-
Ask (Ask size)	-
Open	14.755 EUR
High	14.755 EUR
Low	14.755 EUR
Close (prev. day)	14.74 EUR
VWAP	14.74 EUR
Volume (pcs)	0
Trading volume	0.00
Number of trades	1
Last size	0

Futures and Options

Related Futures	41
Related Options	-

5y












Information about previous performance does not guarantee future performance.
Source: FactSet

Recent research

on instrument

on sector

Date	Headline	Download
2022/05/04	 Global Equity Ratings	
2022/05/04	 Aktienempfehlungen Global	
2022/04/27	 Global Equity Ratings	
2022/04/27	 Aktienempfehlungen Global	
2022/04/14	 Global Equity Ratings	

Details

2024/05/03 08:03:56

Price

14.755 EUR

Difference ▲ 0.10% (0.02)

General attributes

ISIN	SE0000106270
Symbol	HM B
Exchange	Munich
Currency	EUR
Sector	Commerce
Security type	Stock
Market cap (m)	20,846 EUR
Benchmark	OMX STOCKHOLM 30 INDEX

Market data

Bid (Bid size)	-
Ask (Ask size)	-
Open	14.755 EUR
High	14.755 EUR
Low	14.755 EUR
Close (prev. day)	14.74 EUR
VWAP	14.74 EUR
Volume (pcs)	0
Trading volume	0.00
Number of trades	1
Last size	0

Performance and Risk

	6m	1y	3y
Perf (%)	+10.08%	+14.08%	-28.02%
Perf (abs.)	+1.35	+1.82	-5.75
Beta	1.22	1.13	1.16
Volatility	33.15	33.12	35.27

5y



Information about previous performance does not guarantee future performance.

Source: FactSet

Price data

Ø price 5 days Ø volume 5 days (pcs.)	15.132 EUR (19)
Ø price 30 days Ø volume 30 days (pcs.)	14.496 EUR (3)
Ø price 100 days Ø volume 100 days (pcs.)	14.097 EUR (37)
Ø price 250 days Ø volume 250 days (pcs.)	13.893 EUR (21)
YTD High date	15.850 EUR (2024/01/02)
YTD Low date	12.246 EUR (2024/03/05)
52 Weeks High date	16.298 EUR (2023/12/20)
52 Weeks Low date	11.754 EUR (2023/05/31)

Arbitrage views

Exchange ⊕	Date	Time	Price	Trading volume (mio.)	Number of trades
Xetra	2024/05/03	17:35	14.65 EUR	0.00	7
Tradegate	2024/05/03	22:26	14.785 EUR	0.03	13
Stuttgart	2024/05/03	15:35	14.755 EUR	0.00	12
SIX Swiss Exchange	2024/04/02	06:35	18.195 CHF	0.00	1

Nasdaq Stockholm	2024/ 05/03	17:29	171.55 SEK	469.16	4,187
Munich	2024/ 05/03	08:03	14.755 EUR	0.00	1
London Stock Exchange European Trade Reporting	2024/ 05/03	17:25	172.725 SEK	0.00	1
Hanover	2024/ 05/03	08:02	14.745 EUR	0.00	3
Hamburg	2024/ 05/03	08:00	14.755 EUR	0.00	3
FINRA other OTC Issues	2024/ 04/30	16:48	16.25 USD	0.02	2
Berlin	2024/ 05/03	08:08	14.765 EUR	0.00	2

Company profile

Company Logo



Contact Details

H&M HENNES & MAURITZ AB

--

Mäster Samuelsgatan 46A - 106 38
Stockholm

Telefon: +46-8-796-55-00

Fax: +46-8-20-99-19

E-mail: info@hm.com

Company Profile

-

Members of Management Board

Daniel Erver Chairman of Managing Board

Adam Karlsson Member of Executive Committee

Ellen Svanström Member of Executive Committee

Board of directors

Karl-Johan Erling Persson Chairman of Supervisory Board

Danica Jensfelt Member of Supervisory Board

Agneta Gustafsson Member of Supervisory Board

Anders Gunnar Dahlvig Member of Supervisory Board

Christian Sievert Member of Supervisory Board

Erica Wiking Hager Member of Supervisory Board

Hampus Glanzelius Member of Supervisory Board

Ingrid Godin Member of Supervisory Board

Lena Margareta Patriksson Keller Member of Supervisory Board

Louise Wikholm Member of Supervisory Board

Margareta Welinder Member of Supervisory Board

Niklas Mårten Zennström Member of Supervisory Board

Stina Honkamaa Bergfors Member of Supervisory Board

Tim Gahnström Member of Supervisory Board