

MAKO MINING CORP.

ISIN: CA56089A4000 WKN: -

Overview

2023/03/07 15:36:34

Price
1.41 EURDifference  0.71% (0.01)

General attributes

ISIN	CA56089A4000
Symbol	MKO
Exchange	Stuttgart
Currency	EUR
Sector	Energy / Commodities
Security type	Stock
Market cap (m)	168 EUR
Benchmark	S&P/TSX 60 INDEX

Market data

Bid (Bid size)	- (0)
Ask (Ask size)	- (0)
Open	1.52 EUR
High	1.52 EUR
Low	1.41 EUR
Close (prev. day)	1.40 EUR
VWAP	-
Volume (pcs)	0
Trading volume	0.00
Number of trades	6
Last size	0

Futures and Options










Related Futures	-
Related Options	-

5y



Information about previous performance does not guarantee future performance.
Source: FactSet

Recent research

on sector	Date	Headline	Download
	2024/07/26	 Equity Weekly	
	2024/07/24	 Global Equity Ratings	
	2024/07/24	 Aktienempfehlungen Global	
	2024/07/15	 Aktienempfehlungen Global	
	2024/07/12	 Equity Weekly	

Details

2023/03/07 15:36:34

Price

1.41 EUR

Difference ▲ 0.71% (0.01)

General attributes

ISIN	CA56089A4000
Symbol	MKO
Exchange	Stuttgart
Currency	EUR
Sector	Energy / Commodities
Security type	Stock
Market cap (m)	168 EUR
Benchmark	S&P/TSX 60 INDEX

Market data

Bid (Bid size)	- (0)
Ask (Ask size)	- (0)
Open	1.52 EUR
High	1.52 EUR
Low	1.41 EUR
Close (prev. day)	1.40 EUR
VWAP	-
Volume (pcs)	0
Trading volume	0.00
Number of trades	6
Last size	0

Performance and Risk

	6m	1y	3y
Perf (%)	+775.78%	+482.64%	+507.76%
Perf (abs.)	+12.49	+11.68	+11.78
Beta	0.24	0.87	0.83
Volatility	344.06	245.82	154.84

5y



Information about previous performance does not guarantee future performance.
Source: FactSet

Price data

Ø price 5 days Ø volume 5 days (pcs.)	3.86 EUR (700)
Ø price 30 days Ø volume 30 days (pcs.)	1.67 EUR (117)
Ø price 100 days Ø volume 100 days (pcs.)	1.16 EUR (112)
Ø price 250 days Ø volume 250 days (pcs.)	1.63 EUR (59)
YTD High date	15.20 EUR (2023/03/07)
YTD Low date	0.76 EUR (2023/01/03)
52 Weeks High date	15.20 EUR (2023/03/07)
52 Weeks Low date	0.70 EUR (2022/12/14)

All listings for MAKO MINING CORP.

Exchange ⊕	Date	Time	Price	Trading volume (mio.)	Number of trades
TSX Venture Exchange	2024/07/26	21:50	3.26 CAD	0.00	11
Stuttgart	2023/03/07	15:36	1.41 EUR	0.00	6
Frankfurt	2024/07/26	08:10	2.08 EUR	0.00	2
FINRA other OTC Issues	2024/07/26	21:40	2.357 USD	0.01	8

Company profile

Company Logo



Company Profile

-

Contact Details

MAKO MINING

--

Telefon: -

Fax: -

E-mail: -