

## RUPERT RESOURCES LTD.

ISIN: CA78165J1057 WKN: -

## Overview

2024/07/26 14:44:28

Price  
2.34 EURDifference  0.00% (0.00)

## General attributes

ISIN	CA78165J1057
Symbol	RUP
Exchange	Stuttgart
Currency	EUR
Sector	Energy / Commodities
Security type	Stock
Market cap (m)	491 EUR
Benchmark	S&P/TSX 60 INDEX

## Market data

Bid (Bid size)	- (0)
Ask (Ask size)	- (0)
Open	2.34 EUR
High	2.34 EUR
Low	2.34 EUR
Close (prev. day)	2.34 EUR
VWAP	-
Volume (pcs)	0
Trading volume	0.00
Number of trades	3
Last size	0

## Futures and Options








Related Futures	-
Related Options	-

5y



Information about previous performance does not guarantee future performance.  
Source: FactSet

## Recent research

on sector	Date	Headline	Download
	2024/07/26	 Equity Weekly	
	2024/07/24	 Global Equity Ratings	
	2024/07/24	 Aktienempfehlungen Global	
	2024/07/15	 Aktienempfehlungen Global	
	2024/07/12	 Equity Weekly	

## Details

2024/07/26 14:44:28

Price  
2.34 EURDifference ↔ 0.00% (0.00)

## General attributes

ISIN	CA78165J1057
Symbol	RUP
Exchange	Stuttgart
Currency	EUR
Sector	Energy / Commodities
Security type	Stock
Market cap (m)	491 EUR
Benchmark	S&P/TSX 60 INDEX

## Market data

Bid (Bid size)	- (0)
Ask (Ask size)	- (0)
Open	2.34 EUR
High	2.34 EUR
Low	2.34 EUR
Close (prev. day)	2.34 EUR
VWAP	-
Volume (pcs)	0
Trading volume	0.00
Number of trades	3
Last size	0

## Performance and Risk

	6m	1y	3y
Perf (%)	+7.34%	-7.87%	-38.10%
Perf (abs.)	+0.16	-0.20	-1.44
Beta	1.03	1.20	0.77
Volatility	46.22	47.79	48.94

5y



Information about previous performance does not guarantee future performance.  
Source: FactSet

## Price data

Ø price 5 days   Ø volume 5 days (pcs.)	2.36 EUR (0)
Ø price 30 days   Ø volume 30 days (pcs.)	2.50 EUR (73)
Ø price 100 days   Ø volume 100 days (pcs.)	2.54 EUR (78)
Ø price 250 days   Ø volume 250 days (pcs.)	2.39 EUR (113)
YTD High   date	3.00 EUR (2024/04/29)
YTD Low   date	1.96 EUR (2024/02/22)
52 Weeks High   date	3.00 EUR (2024/04/29)
52 Weeks Low   date	1.81 EUR (2023/11/14)

## All listings for RUPERT RESOURCES LTD.

Exchange <span>↕</span>	Date	Time	Price	Trading volume (mio.)	Number of trades
Toronto Stock Exchange	2024/07/26	21:57	3.61 CAD	0.10	43
Stuttgart	2024/07/26	14:44	2.34 EUR	0.00	3
Munich	2024/07/26	08:02	2.46 EUR	0.00	1
Frankfurt	2024/07/26	08:10	2.34 EUR	0.00	1
FINRA other OTC	2024/07/26	18:45	2.5951 USD	0.01	6

Issues	26					
Duesseldorf	2024/07/ 26	19:32	2.32 EUR	0.00		5
Berlin	2024/07/ 26	20:22	2.44 EUR	0.00		13

## Company profile

### Company Logo



### Company Profile

-

### Contact Details

RUPERT RESOURCES

--

----

Telefon: -

Fax: -

E-mail: -