

SIAULIU BANKAS

ISIN: LT0000102253 WKN: -

Overview

2024/07/26 15:30:00

Price

0.715 EUR

Difference  -0.14% (-0.00)

General attributes

ISIN LT0000102253

Symbol SAB1L

Exchange OMX Baltic Market Vilnius

Currency EUR

Sector Financial

Security type Stock

Market cap (m) 472 EUR

Benchmark MSCI WORLD INDEX (STRD, UHD)

Market data

Bid (Bid size) 0.714 EUR (6)

Ask (Ask size) 0.715 EUR (12,356)

Open 0.715 EUR

High 0.716 EUR

Low 0.714 EUR

Close (prev. day) 0.716 EUR

VWAP 0.7151 EUR

Volume (pcs) 125,541

Trading volume 89,769.16

Number of trades 227

Last size -

Futures and Options

Related Futures -











Related Options -

5y



Information about previous performance does not guarantee future performance.
Source: FactSet

Recent research

on sector			
Date		Headline	Download
2024/07/24		Global Equity Ratings	
2024/07/24		Aktienempfehlungen Global	
2024/07/19		Equity Weekly	
2024/07/15		Aktienempfehlungen Global	
2024/07/12		Global Equity Ratings	

Details

2024/07/26 15:30:00

Price

0.715 EUR

Difference 📉 -0.14% (-0.00)

General attributes

ISIN	LT0000102253
Symbol	SAB1L
Exchange	OMX Baltic Market Vilnius
Currency	EUR
Sector	Financial
Security type	Stock
Market cap (m)	472 EUR
Benchmark	MSCI WORLD INDEX (STRD, UHD)

Market data

Bid (Bid size)	0.714 EUR (6)
Ask (Ask size)	0.715 EUR (12,356)
Open	0.715 EUR
High	0.716 EUR
Low	0.714 EUR
Close (prev. day)	0.716 EUR
VWAP	0.7151 EUR
Volume (pcs)	125,541
Trading volume	89,769.16
Number of trades	227
Last size	-

Performance and Risk

	6m	1y	3y
Perf (%)	+0.70%	+8.33%	-0.83%
Perf (abs.)	+0.01	+0.06	-0.01
Beta	0.27	0.22	0.35
Volatility	9.77	11.44	22.68

5y



Information about previous performance does not guarantee future performance.
Source: FactSet

Price data

Ø price 5 days Ø volume 5 days (pcs.)	0.715 EUR (177,845)
Ø price 30 days Ø volume 30 days (pcs.)	0.702 EUR (202,615)
Ø price 100 days Ø volume 100 days (pcs.)	0.697 EUR (295,048)
Ø price 250 days Ø volume 250 days (pcs.)	0.678 EUR (286,831)
YTD High date	0.720 EUR (2024/01/29)
YTD Low date	0.658 EUR (2024/04/12)
52 Weeks High date	0.720 EUR (2024/01/29)
52 Weeks Low date	0.606 EUR (2023/10/26)

All listings for SIAULIU BANKAS

Exchange	Date	Time	Price	Trading volume (mio.)	Number of trades
Stuttgart	2024/07/26	08:17	0.607 EUR	0.00	3
OMX Baltic Market Vilnius	2024/07/26	15:30	0.715 EUR	0.09	227
Munich	2024/07/26	08:04	0.686 EUR	0.00	2
London Stock Exchange	2022/09/02	17:46	0.573 EUR	0.00	1
Frankfurt	2024/07/26	08:03	0.686 EUR	0.00	2

Company profile

Company Logo

Contact Details

IAULIU BANKAS AB

--

Tiles strasse 149 - 76348 iauliai

Telefon: +8-37-301-337

Fax: +8-41-430-774

E-mail: info@sb.it

Company Profile

-

Members of Management Board

Vytautas Sinius Chairman of Managing Board

Agne Duksiene Member of Executive Committee

Algimantas Gaulia Member of Executive Committee

Daiva Soriene Member of Executive Committee

Donatas Savickas Member of Executive Committee

Laura Krizinauskiene Member of Executive Committee

Mindaugas Rudys Member of Executive Committee

Tomas Varenbergas Member of Executive Committee

Board of directors

Valdas Vitkauskas Chairman of Supervisory Board

Susan Buyske Member of Supervisory Board

Darius Šulnis Member of Supervisory Board

Gintaras Kateiva Member of Supervisory Board

Mindaugas Raila Member of Supervisory Board

Tomas Okmanas Member of Supervisory Board