

SIMINN HF

ISIN: IS0000026193 WKN: -

Overview

2018/05/21 17:59:36

Price
4.41 ISKDifference  0.68% (0.03)

General attributes

ISIN	IS0000026193
Symbol	-
Exchange	London Stock Exchange
Currency	ISK
Sector	Telecommunications
Security type	Stock
Market cap (m)	171 EUR
Benchmark	MSCI WORLD INDEX (STRD, UHD)

Market data

Bid (Bid size)	-
Ask (Ask size)	-
Open	4.41 ISK
High	4.41 ISK
Low	4.41 ISK
Close (prev. day)	4.38 ISK
VWAP	-
Volume (pcs)	-
Trading volume	-
Number of trades	1
Last size	-

Futures and Options











Related Futures	-
Related Options	-

5y

Chart
not available

Information about previous performance does not guarantee future performance.
Source: FactSet

Recent research

on sector			
Date		Headline	Download
2024/05/29		Global Equity Ratings	
2024/05/29		Aktienempfehlungen Global	
2024/05/29		Aktienempfehlungen Österreich	
2024/05/13		Aktienempfehlungen Österreich	
2024/04/29		Aktienempfehlungen Österreich	

Details

2018/05/21 17:59:36

Price

4.41 ISK

Difference  0.68% (0.03)

General attributes

ISIN	IS0000026193
Symbol	-
Exchange	London Stock Exchange
Currency	ISK
Sector	Telecommunications
Security type	Stock
Market cap (m)	171 EUR
Benchmark	MSCI WORLD INDEX (STRD, UHD)

Market data

Bid (Bid size)	-
Ask (Ask size)	-
Open	4.41 ISK
High	4.41 ISK
Low	4.41 ISK
Close (prev. day)	4.38 ISK
VWAP	-
Volume (pcs)	-
Trading volume	-
Number of trades	1
Last size	-

Performance and Risk

	6m	1y	3y
Perf (%)	-	-	-
Perf (abs.)	-	-	-
Beta	0.03	0.12	0.24
Volatility	-	-	-

5y

Chart
not available

Information about previous performance does not guarantee future performance.
Source: FactSet

Price data

Ø price 5 days Ø volume 5 days (pcs.)	4.39 ISK (0)
Ø price 30 days Ø volume 30 days (pcs.)	4.40 ISK (0)
Ø price 100 days Ø volume 100 days (pcs.)	- ISK (0)
Ø price 250 days Ø volume 250 days (pcs.)	- ISK (0)
YTD High date	4.51 ISK (2018/04/26)
YTD Low date	4.02 ISK (2018/02/28)
52 Weeks High date	4.51 ISK (2018/04/26)
52 Weeks Low date	4.02 ISK (2018/02/28)

Arbitrage views

Exchange 	Date	Time	Price	Trading volume (mio.)	Number of trades
Nasdaq Iceland	2024/05/29	16:50	9.65 ISK	0.03	1
London Stock Exchange	2018/05/21	17:59	4.41 ISK	0.00	1

Company profile

Company Logo



Company Profile

-

Contact Details

SIMINN

--

Armuli 25 108 Reykjavík

Telefon: +354.550.6000

Fax: -

E-mail: -