

CLARIANE SE

ISIN: FR0010386334

WKN: -

Overview

2024/04/26 08:03:10

Price
1.582 EURDifference  -1.19% (-0.02)

General attributes

ISIN	FR0010386334
Symbol	CLARI
Exchange	Frankfurt
Currency	EUR
Sector	Chemical / Pharmaceutical / Health
Security type	Stock
Market cap (m)	201 EUR
Benchmark	CAC 40 INDEX

Market data

Bid (Bid size)	-
Ask (Ask size)	-
Open	1.582 EUR
High	1.582 EUR
Low	1.582 EUR
Close (prev. day)	1.601 EUR
VWAP	1.646 EUR
Volume (pcs)	0
Trading volume	0.00
Number of trades	2
Last size	0

Futures and Options








Related Futures	-
Related Options	-

5y



Information about previous performance does not guarantee future performance.
Source: FactSet

Recent research

on sector		on market	
Date		Headline	Download
2024/04/26		Global Equity Ratings	
2024/04/26		Aktienempfehlungen Global	
2024/04/15		Aktienempfehlungen Österreich	
2024/04/03		Global Equity Ratings	
2024/04/03		Aktienempfehlungen Global	

Details

2024/04/26 08:03:10

Price

1.582 EUR

Difference ▼ -1.19% (-0.02)

General attributes

ISIN	FR0010386334
Symbol	CLARI
Exchange	Frankfurt
Currency	EUR
Sector	Chemical / Pharmaceutical / Health
Security type	Stock
Market cap (m)	201 EUR
Benchmark	CAC 40 INDEX

Market data

Bid (Bid size)	-
Ask (Ask size)	-
Open	1.582 EUR
High	1.582 EUR
Low	1.582 EUR
Close (prev. day)	1.601 EUR
VWAP	1.646 EUR
Volume (pcs)	0
Trading volume	0.00
Number of trades	2
Last size	0

Performance and Risk

	6m	1y	3y
Perf (%)	-49.62%	-77.22%	-95.11%
Perf (abs.)	-1.56	-5.36	-30.76
Beta	1.06	0.92	0.93
Volatility	84.97	83.67	61.29

5y



Information about previous performance does not guarantee future performance.
Source: FactSet

Price data

Ø price 5 days Ø volume 5 days (pcs.)	1.612 EUR (200)
Ø price 30 days Ø volume 30 days (pcs.)	1.588 EUR (160)
Ø price 100 days Ø volume 100 days (pcs.)	1.950 EUR (630)
Ø price 250 days Ø volume 250 days (pcs.)	4.293 EUR (420)
YTD High date	2.606 EUR (2024/01/03)
YTD Low date	1.377 EUR (2024/03/26)
52 Weeks High date	7.905 EUR (2023/05/17)
52 Weeks Low date	1.377 EUR (2024/03/26)

Arbitrage views

Exchange	Date	Time	Price	Trading volume (mio.)	Number of trades
Tradegate	2024/04/26	22:26	1.875 EUR	0.02	3
Stuttgart	2024/04/26	15:46	1.725 EUR	0.00	14
London Stock Exchange European Trade Reporting	2024/04/26	17:30	1.847 EUR	0.00	1
Frankfurt	2024/04/26	08:03	1.582 EUR	0.00	2
FINRA other OTC Issues	-	-	-	0.00	-

Euronext Paris	2024/ 04/26	17:36	1.88 EUR	2.54	1,632
Euronext Milan MTF Trading After Hours	-	-	-	0.00	-
Duesseldorf	2024/ 04/26	08:10	1.582 EUR	0.00	3
Berlin	2024/ 04/26	08:11	1.582 EUR	0.00	2

Company profile

Company Logo



Contact Details

CLARIANE SE

--

Telefon: -

Fax: -

E-mail: -

Company Profile

-

Board of directors

Jean-Pierre Duprieu	Chairman of Supervisory Board
Jean-François Brin	Member of Supervisory Board
Anne Lalou	Member of Supervisory Board
Anne Ramon	Member of Supervisory Board
Catherine Soubie	Member of Supervisory Board
Gilberto Antonio Nieddu	Member of Supervisory Board
Guillaume Bouhours	Member of Supervisory Board
Marie-Christine Leroux	Member of Supervisory Board
Markus Müschenich	Member of Supervisory Board
Matthieu Lance	Member of Supervisory Board
Philippe Leveque	Member of Supervisory Board
- Predica	Member of Supervisory Board