

GENFIT S.A.

ISIN: **FR0004163111**

WKN: -

Overview

2024/06/25 08:09:58

Price

3.645 EUR

Difference  -2.93% (-0.11)

General attributes

ISIN	FR0004163111
Symbol	GNFT
Exchange	Frankfurt
Currency	EUR
Sector	Chemical / Pharmaceutical / Health
Security type	Stock
Market cap (m)	184 EUR
Benchmark	CAC 40 INDEX

Market data

Bid (Bid size)	3.815 EUR (600)
Ask (Ask size)	3.87 EUR (600)
Open	3.645 EUR
High	3.645 EUR
Low	3.645 EUR
Close (prev. day)	3.755 EUR
VWAP	4.39786 EUR
Volume (pcs)	0
Trading volume	0.00
Number of trades	1
Last size	0

Futures and Options

Related Futures	-
Related Options	-




5y



Information about previous performance does not guarantee future performance.

Source: FactSet

Recent research

on sector		on market	
Date		Headline	Download
2024/06/24		Aktienempfehlungen Österreich	
2024/06/21		Global Equity Ratings	
2024/06/21		Aktienempfehlungen Global	
2024/06/14		Equity Weekly	
2024/06/14		Global Equity Ratings	

Details

2024/06/25 08:09:58

Price

3.645 EUR

Difference ▼ -2.93% (-0.11)

General attributes

ISIN	FR0004163111
Symbol	GNFT
Exchange	Frankfurt
Currency	EUR
Sector	Chemical / Pharmaceutical / Health
Security type	Stock
Market cap (m)	184 EUR
Benchmark	CAC 40 INDEX

Market data

Bid (Bid size)	3.815 EUR (600)
Ask (Ask size)	3.87 EUR (600)
Open	3.645 EUR
High	3.645 EUR
Low	3.645 EUR
Close (prev. day)	3.755 EUR
VWAP	4.39786 EUR
Volume (pcs)	0
Trading volume	0.00
Number of trades	1
Last size	0

Performance and Risk

	6m	1y	3y
Perf (%)	+12.59%	+1.90%	+19.66%
Perf (abs.)	+0.42	+0.07	+0.62
Beta	0.66	0.81	0.57
Volatility	66.53	71.70	59.79

5y



Information about previous performance does not guarantee future performance.
Source: FactSet

Price data

Ø price 5 days Ø volume 5 days (pcs.)	3.808 EUR (0)
Ø price 30 days Ø volume 30 days (pcs.)	4.213 EUR (70)
Ø price 100 days Ø volume 100 days (pcs.)	3.551 EUR (21)
Ø price 250 days Ø volume 250 days (pcs.)	3.386 EUR (21)
YTD High date	5.470 EUR (2024/06/11)
YTD Low date	3.070 EUR (2024/03/19)
52 Weeks High date	5.470 EUR (2024/06/11)
52 Weeks Low date	2.800 EUR (2023/10/20)

Arbitrage views

Exchange ⊕	Date	Time	Price	Trading volume (mio.)	Number of trades
Tradegate	2024/06/25	09:12	3.69 EUR	0.00	2
Stuttgart	2024/06/25	10:30	3.83 EUR	0.00	3
Munich	2024/06/25	08:00	3.66 EUR	0.00	1
London Stock Exchange European Trade Reporting	2024/06/25	08:59	3.7025 EUR	0.00	1
Frankfurt	2024/06/25	08:09	3.645 EUR	0.00	1

	06/25				
FINRA other OTC Issues	2024/ 06/07	16:39	5.53 USD	0.02	6
Euronext Paris	2024/ 06/25	11:13	3.85 EUR	0.70	340
Duesseldorf	2024/ 06/25	08:10	3.65 EUR	0.00	1
Berlin	2024/ 06/25	08:08	3.645 EUR	0.00	1

Company profile

Company Logo



Company Profile

-

Contact Details

GENFIT S.A.

--

Telefon: -

Fax: -

E-mail: -