

OMX BALTIC BALTIC 10

ISIN: **SE0001850033** WKN: -

Overview

2024/05/03 15:04:59

Price

279.2412 EUR

Difference ▼ -0.13% (-0.36)

General attributes

ISIN SE0001850033

Symbol -

Country Latvia

Instruments in index 9

Type of index -

Security type Index

Market data

Open 279.4144 EUR

High 279.9084 EUR

Low 279.2246 EUR

Close (prev. day) 279.5978 EUR

Trading volume (m) -

Volume (pcs) -

Top 5

Name	Price	+ - (%)	Trend
SIAULIU BA...	0.677	+0.59	↗
TALLINNA V...	10.70	+0.47	↗
KN ENERGIE...	0.228	+0.44	↗
TELIA LIET...	1.70	+0.29	↗
TKM GRUPP ...	9.73	+0.21	↗

Intraday 1w 1m 6m 1y 3y

Flop 5

Name	Price	+ - (%)	Trend
SILVANO FA...	1.08	-1.37	↘
LHV GROUP ...	3.465	-0.14	↘
TALLINK GR...	0.722	-0.14	↘

Intraday 1w 1m 6m 1y 3y

Futures and Options

Related Futures -

Related Options -

5y



Information about previous performance does not guarantee future performance.
Source: FactSet

Recent research

on market		
Date	Headline	Download
2024/04/29	Focus on GDP data and central bank meeting in Czec...	↓
2024/04/23	CEE Special Report Strong growth in CEE economie...	↓
2024/04/21	Hungarian central bank to cut rates further	↓
2024/04/18	CEE corporate bond rally	↓
2024/04/18	Die Rally bei CEE-Corporate Bonds	↓

Details

2024/05/03 15:04:59

Price

279.2412 EURDifference  -0.13% (-0.36)

General attributes

ISIN SE0001850033

Symbol -

Country Latvia

Security type Index

Instruments in index 9

Market data

Open 279.4144 EUR

High 279.9084 EUR

Low 279.2246 EUR

Close (prev. day) 279.5978 EUR

Trading volume (m) -

Volume (pcs) -

Performance and Risk

	6m	1y	3y
Perf (%)	+0.63%	-5.84%	+0.23%
Perf (abs.)	+1.74	-17.33	+0.65
Beta	-	-	-
Volatility	6.02	6.31	-








Information about previous performance does not guarantee future performance.
Source: FactSet

Price data

Ø price 5 days Ø volume 5 days (pcs.)	279.7454 EUR (0)
Ø price 30 days Ø volume 30 days (pcs.)	280.3277 EUR (0)
Ø price 100 days Ø volume 100 days (pcs.)	282.1400 EUR (0)
Ø price 250 days Ø volume 250 days (pcs.)	285.3138 EUR (0)
YTD High date	288.1636 EUR (2024/01/16)
YTD Low date	277.4340 EUR (2024/04/23)
52 Weeks High date	298.1871 EUR (2023/05/08)
52 Weeks Low date	275.8999 EUR (2023/12/06)

Composition

Name  ISIN	Price	Diff %  Diff +/-	Performance 	Date Time	Turnover Pc.  Turnover Money 
KN ENERGIES AB LT0000111650	0.228	0.44% 0.00		24/05/03 14:59:30	6,352 1,444.32
LHV GROUP AS EUR0.1 EE3100102203	3.465	-0.14% -0.01		24/05/03 14:59:33	33,847 117,600.01
MERKO EHITUS AS EE3100098328	17.30	0.12% 0.02		24/05/03 14:59:51	1,477 25,554.24
SIAULIU BANKAS LT0000102253	0.677	0.59% 0.00		24/05/03 14:59:53	490,692 331,200.15
SILVANO FASHION GROUP AS EE3100001751	1.08	-1.37% -0.02		24/05/03 14:52:38	5,585 5,547.74
TALLINK GRUPP AS EE3100004466	0.722	-0.14% -0.00		24/05/03 14:59:40	256,157 185,373.79
TALLINNA VESI AS EE3100026436	10.70	0.47% 0.05		24/05/03 14:38:45	3,178 33,952.10
TELIA LIETUVA AB LT0000123911	1.70	0.29% 0.01		24/05/03 14:59:44	12,948 22,017.36
TKM GRUPP AS EE0000001105	9.73	0.21% 0.02		24/05/03 14:59:44	3,524 34,240.52