


BRITISH POUND / SINGAPORE-DOLLAR (GBP/SGD)

2024/08/16 19:36:10

Bid **1.70208** SGD
Ask **1.70276** SGD

1 GBP = 1.70208 SGD
1 SGD = 0.58754 GBP

Difference  0.14%
(0.00)

General attributes

Exchange rate -
Exchange OTCD FX Premium
Security type Currency

Market data

Open 1.69972 SGD
High 1.7026 SGD
Low 1.69857 SGD
Close (prev. day) 1.69975 SGD

Performance and Risk

	6m	1y	3y
Perf (%)	+0.28%	-1.42%	-9.50%
Perf (abs.)	+0.00	-0.02	-0.18
Beta	-	-	-
Volatility	3.65	4.12	5.97

Futures and Options

Related Futures -
Related Options -











Information about previous performance does not guarantee future performance.
Source: FactSet

Price data

Ø price 5 days Ø volume 5 days (pcs.)	1.69180 SGD (0)
Ø price 30 days Ø volume 30 days (pcs.)	1.71151 SGD (0)
Ø price 100 days Ø volume 100 days (pcs.)	1.71606 SGD (0)
Ø price 250 days Ø volume 250 days (pcs.)	1.70423 SGD (0)
YTD High date	1.74745 SGD (2024/07/17)
YTD Low date	1.66877 SGD (2024/01/02)
52 Weeks High date	1.74745 SGD (2024/07/17)
52 Weeks Low date	1.65357 SGD (2023/10/30)

Recent research

on market			
Date		Headline	Download
2024/08/14		CEE Special Report Social Development Goals in t...	
2024/08/12		Marktkommentar	
2024/08/12		US-Arbeitsmarkt und Bank of Japan verunsichern die...	
2024/08/12		GDP growth data in spotlight	
2024/08/05		Gemischte Konjunktur in der Eurozone	