


BRITISH POUND / SINGAPORE-DOLLAR (GBP/SGD)

2024/07/26 22:59:59

Bid **1.72685** SGD
Ask **1.72832** SGD

1 GBP = 1.72685 SGD
1 SGD = 0.57954 GBP

Difference  0.08%
(0.00)

General attributes

Exchange rate -
Exchange OTCD FX Premium
Security type Currency

Market data

Open 1.72545 SGD
High 1.72962 SGD
Low 1.72475 SGD
Close (prev. day) 1.72551 SGD

Performance and Risk

	6m	1y	3y
Perf (%)	+1.45%	+0.78%	-7.99%
Perf (abs.)	+0.02	+0.01	-0.15
Beta	-	-	-
Volatility	3.24	3.95	5.92

Futures and Options

Related Futures -
Related Options -











Information about previous performance does not guarantee future performance.
Source: FactSet

Price data

Ø price 5 days Ø volume 5 days (pcs.)	1.73226 SGD (0)
Ø price 30 days Ø volume 30 days (pcs.)	1.73052 SGD (0)
Ø price 100 days Ø volume 100 days (pcs.)	1.71543 SGD (0)
Ø price 250 days Ø volume 250 days (pcs.)	1.70316 SGD (0)
YTD High date	1.74745 SGD (2024/07/17)
YTD Low date	1.66877 SGD (2024/01/02)
52 Weeks High date	1.74745 SGD (2024/07/17)
52 Weeks Low date	1.65357 SGD (2023/10/30)

Recent research

on market		
Date	Headline	Download
2024/07/25	 CEE Special Report Can we work more for longer?	
2024/07/22	 CEE Baltics Economic performance further diver...	
2024/07/22	 Märkte preisen Trump noch nicht ein	
2024/07/22	 Will Hungarian central bank pause or continue with...	
2024/07/18	 Western Balkan and the EU - who is ready?	