

BEST BUY CORP INC.

ISIN: **US0865161014** WKN: **086516101**

Overview

2024/10/18 21:31:13

Price
88.49 EURDifference  -0.43% (-0.38)

General attributes

ISIN	US0865161014
Symbol	BBY
Exchange	Stuttgart
Currency	EUR
Sector	Commerce
Security type	Stock
Market cap (m)	19,064 EUR
Benchmark	S&P 500

Market data

Bid (Bid size)	- (0)
Ask (Ask size)	- (0)
Open	88.33 EUR
High	88.49 EUR
Low	88.33 EUR
Close (prev. day)	88.87 EUR
VWAP	-
Volume (pcs)	0
Trading volume	0.00
Number of trades	5
Last size	0

Futures and Options










Related Futures	14
Related Options	-

5y



Information about previous performance does not guarantee future performance.
Source: FactSet

Recent research

on sector		on market	
Date		Headline	Download
2024/09/27		Global Equity Ratings	
2024/09/27		Aktienempfehlungen Global	
2024/09/11		Global Equity Ratings	
2024/09/11		Aktienempfehlungen Global	
2024/09/05		Global Equity Ratings	

Details

2024/10/18 21:31:13

Price

88.49 EUR

Difference ▼ -0.43% (-0.38)

General attributes

ISIN	US0865161014
Symbol	BBY
Exchange	Stuttgart
Currency	EUR
Sector	Commerce
Security type	Stock
Market cap (m)	19,064 EUR
Benchmark	S&P 500

Market data

Bid (Bid size)	- (0)
Ask (Ask size)	- (0)
Open	88.33 EUR
High	88.49 EUR
Low	88.33 EUR
Close (prev. day)	88.87 EUR
VWAP	-
Volume (pcs)	0
Trading volume	0.00
Number of trades	5
Last size	0

Performance and Risk

	6m	1y	3y
Perf (%)	+24.20%	+31.58%	-11.05%
Perf (abs.)	+17.24	+21.24	-10.99
Beta	0.63	0.83	1.11
Volatility	37.38	33.64	36.34

5y



Information about previous performance does not guarantee future performance.
Source: FactSet

Price data

Ø price 5 days Ø volume 5 days (pcs.)	89.40 EUR (0)
Ø price 30 days Ø volume 30 days (pcs.)	89.06 EUR (0)
Ø price 100 days Ø volume 100 days (pcs.)	82.85 EUR (13)
Ø price 250 days Ø volume 250 days (pcs.)	74.23 EUR (14)
YTD High date	92.29 EUR (2024/09/30)
YTD Low date	64.16 EUR (2024/05/23)
52 Weeks High date	92.29 EUR (2024/09/30)
52 Weeks Low date	58.65 EUR (2023/11/10)

Arbitrage views

Exchange ⊕	Date	Time	Price	Trading volume (mio.)	Number of trades
Tradegate	2024/10/18	22:26	88.49 EUR	0.00	3
Stuttgart	2024/10/18	21:31	88.49 EUR	0.00	5
NYSE	2024/10/18	22:00	96.14 USD	179.72	31,044
Munich	2024/10/18	08:01	89.22 EUR	0.00	1
London Stock Exchange	2024/	15:30	87.50 USD	0.01	1

	07/10						
Hanover	2024/ 10/18	17:25	88.70	EUR	0.00		4
Frankfurt	2024/ 10/18	08:16	88.38	EUR	0.00		2
Euronext Milan MTF Global Equity Market	2024/ 10/18	17:44	87.60	EUR	0.00		1
Duesseldorf	2024/ 10/18	19:31	88.48	EUR	0.00		7
Berlin	2024/ 10/18	21:48	88.74	EUR	0.00		18

Company profile

Company Logo



Contact Details

BEST BUY CO. INC.

--

7601 Penn Avenue South - 55423-3645
Richfield

Telefon: +1-612-291-1000

Fax: +1-612-947-2422

E-mail: info@bestbuy.com

Company Profile

-

Members of Management Board

David Kenny Chairman of Board of Directors

Claudia Munce Member of Board of Directors

David Kimbell Member of Board of Directors

Karen McLoughlin Member of Board of Directors

Lisa Maria Caputo Member of Board of Directors

Mario Marte Member of Board of Directors

Melinda Whittington Member of Board of Directors

Richelle Parham Member of Board of Directors

Sima Sistani Member of Board of Directors

Steven Rendle Member of Board of Directors

Corie Barry Chairman of Managing Board

Adam Mishler Member of Executive Committee

Amelia Hardy Member of Executive Committee

Brian Tilzer Member of Executive Committee

Damien Harmon Member of Executive Committee

Deborah Di Sanzo Member of Executive Committee

Howard Rankin Member of Executive Committee

Jason Bonfig Member of Executive Committee

Jeff Haydock Member of Executive Committee

Kamy Scarlett Member of Executive Committee

Keri Grafing Member of Executive Committee

Mark Irvin Member of Executive Committee

Matt Bilunas Member of Executive Committee

Melanie Cornell Member of Executive Committee

Ron Wilson Member of Executive
Committee