

STRATEC SE

ISIN:

DE000STRA555

WKN: STRA55

Overview

2022/09/30 17:35:10

Price

81.60 EUR

Difference  3.55% (2.80)

General attributes

ISIN DE000STRA555

Symbol SBS

Exchange Xetra

Currency EUR

Sector Chemical / Pharmaceutical / Health

Security type Stock

Market cap (m) 990 EUR

Benchmark GERMANY DAX

Market data

Bid (Bid size) -

Ask (Ask size) -

Open 79.40 EUR

High 82.00 EUR

Low 79.20 EUR

Close (prev. day) 78.80 EUR

VWAP 80.94729 EUR

Volume (pcs) 5,145

Trading volume 416,473.80

Number of trades 311

Last size 2,274

Futures and Options

Related Futures 15

Related Options -











5y



Information about previous performance does not guarantee future performance.

Source: FactSet

Recent research

on sector		on market	
Date		Headline	Download
2022/09/26		Global Equity Ratings	
2022/09/26		Aktienempfehlungen Global	
2022/09/23		Equity Weekly	
2022/09/19		Aktienempfehlungen Österreich	
2022/09/16		Equity Weekly	

Details

2022/09/30 17:35:10

Price

81.60 EUR

Difference ▲ 3.55% (2.80)

General attributes

ISIN	DE000STRA555
Symbol	SBS
Exchange	Xetra
Currency	EUR
Sector	Chemical / Pharmaceutical / Health
Security type	Stock
Market cap (m)	990 EUR
Benchmark	GERMANY DAX

Market data

Bid (Bid size)	-
Ask (Ask size)	-
Open	79.40 EUR
High	82.00 EUR
Low	79.20 EUR
Close (prev. day)	78.80 EUR
VWAP	80.94729 EUR
Volume (pcs)	5,145
Trading volume	416,473.80
Number of trades	311
Last size	2,274

Performance and Risk

	6m	1y	3y
Perf (%)	-26.49%	-33.33%	+13.65%
Perf (abs.)	-29.40	-40.80	+9.80
Beta	0.93	0.65	0.46
Volatility	48.80	45.65	46.00

5y



Information about previous performance does not guarantee future performance.
Source: FactSet

Price data

Ø price 5 days Ø volume 5 days (pcs.)	80.30 EUR (9,422)
Ø price 30 days Ø volume 30 days (pcs.)	82.91 EUR (6,972)
Ø price 100 days Ø volume 100 days (pcs.)	90.56 EUR (8,113)
Ø price 250 days Ø volume 250 days (pcs.)	108.05 EUR (12,278)
YTD High date	138.60 EUR (2022/01/03)
YTD Low date	76.70 EUR (2022/09/23)
52 Weeks High date	146.40 EUR (2021/11/22)
52 Weeks Low date	76.70 EUR (2022/09/23)

Arbitrage views

Exchange ⬆️	Date	Time	Price	Trading volume (mio.)	Number of trades
Xetra	2022/09/30	17:35	81.60 EUR	0.42	311
Tradegate	2022/09/30	22:26	81.20 EUR	0.00	1
Stuttgart	2022/09/30	21:55	80.80 EUR	0.00	50
Munich	2022/09/30	08:02	79.30 EUR	0.00	1
London Stock	2022/08/	09:24	90.85 EUR	0.19	1

Exchange	17						
Hanover	2022/09/ 30	08:15	78.50	EUR	0.00		1
Hamburg	2022/09/ 30	08:15	78.50	EUR	0.00		1
Frankfurt	2022/09/ 30	08:05	78.50	EUR	0.00		1
FINRA other OTC Issues	-	-	-		0.00		-
Duesseldorf	2022/09/ 30	21:00	80.70	EUR	0.00		10
Berlin	2022/09/ 30	21:55	81.10	EUR	0.00		18

Company profile

Company Logo



Contact Details

STRATEC SE

--

Gewerbestrasse 37 - 75217 Birkenfeld

Telefon: 49-7082-7916-0

Fax: 49-7082-7916-999

E-mail: info@stratec.com

Company Profile

-

Members of Management Board

Marcus Wolfinger Chairman of Managing Board

Claus Vielsack Member of Executive Committee

Robert Siegle Member of Executive Committee

Board of directors

Georg Heni Chairman of Supervisory Board

Frank Hiller Member of Supervisory Board

Rolf Vornhagen Member of Supervisory Board

Patricia Geller Member of Supervisory Board