

SLOVENIA(REP OF) SBITOP

ISIN: **SI0026109882** WKN: -

Overview

2024/10/18 16:00:00

Price

1,625.25 EURDifference  **-0.23%** (-3.75)

General attributes

ISIN SI0026109882

Symbol -

Country Slovenia

Instruments in index 6

Type of index -

Security type Index

Market data

Open 1,629.49 EUR

High 1,635.09 EUR

Low 1,615.35 EUR

Close (prev. day) 1,629.00 EUR

Trading volume (m) -

Volume (pcs) -

Top 5

Name  Price +/- (%)  TrendLUKA KOPER... 39.10 +0.26 

Intraday 1w 1m 6m 1y 3y

Flop 5

Name  Price +/- (%)  TrendPETROL LJU... 30.60 -0.33 ZAVAROVAN... 38.70 -0.26 

Intraday 1w 1m 6m 1y 3y

Futures and Options

Related Futures -

Related Options -

5y

1,600.00

1,400.00

1,200.00

1,000.00

800.00

2020

2021

2022

2023

2024

Information about previous performance does not guarantee future performance.

Source: FactSet

Recent research

on market

Date	Headline	Download
2024/10/17	 ECB cuts further	
2024/10/17	 EZB senkt weiter	
2024/10/17	 Week Ahead	
2024/10/17	 Wochenausblick	
2024/10/16	 Credit Markets Weekly	

Details

2024/10/18 16:00:00

Price

1,625.25 EURDifference  -0.23% (-3.75)

General attributes

ISIN SI0026109882

Symbol -

Country Slovenia

Security type Index

Instruments in index 6

Market data

Open 1,629.49 EUR

High 1,635.09 EUR

Low 1,615.35 EUR

Close (prev. day) 1,629.00 EUR

Trading volume (m) -

Volume (pcs) -

Performance and Risk

	6m	1y	3y
Perf (%)	+15.46%	+39.98%	+38.51%
Perf (abs.)	+218.83	+466.83	+454.51
Beta	-	-	-
Volatility	13.56	11.80	14.41

5y








Information about previous performance does not guarantee future performance.

Source: FactSet

Price data

Ø price 5 days Ø volume 5 days (pcs.)	1,615.94 EUR (0)
Ø price 30 days Ø volume 30 days (pcs.)	1,604.19 EUR (0)
Ø price 100 days Ø volume 100 days (pcs.)	1,594.98 EUR (0)
Ø price 250 days Ø volume 250 days (pcs.)	1,439.83 EUR (0)
YTD High date	1,704.61 EUR (2024/07/17)
YTD Low date	1,246.83 EUR (2024/01/03)
52 Weeks High date	1,704.61 EUR (2024/07/17)
52 Weeks Low date	1,159.60 EUR (2023/11/02)

Composition

Name  ISIN	Price	Diff %  Diff +/-	Performance 	Date Time	Turnover Pc.  Turnover Money 
KRKA DD NPV SI0031102120	134.50	-1.10% -1.50		24/10/18 15:08:10	5,171 690,562.50
LUKA KOPER NPV SI0031101346	39.10	0.26% 0.10		24/10/18 14:25:16	5,421 211,439.20
PETROL LJUBLJANA NPV SI0031102153	30.60	-0.33% -0.10		24/10/18 15:24:44	3,653 111,368.40
POZAVAROVALNICA SAVA D. D... SI0021110513	39.80	1.02% 0.40		24/10/17 12:31:37	4,999 198,742.80
TELEKOM SLOVENIJE NPV SI0031104290	71.50	0.00% 0.00		24/10/18 14:30:50	1,063 75,981.00
ZAVAROVALNICA TRIGLAV NPV SI0021111651	38.70	-0.26% -0.10		24/10/18 15:07:02	6,296 242,766.80