

SLOVENIA(REP OF) SBITOP

ISIN: **SI0026109882** WKN: -

Overview

2024/09/03 12:15:14

Price

1,605.36 EUR

Difference ▲ 0.24% (3.86)

General attributes

ISIN SI0026109882

Symbol -

Country Slovenia

Instruments in index 6

Type of index -

Security type Index

Top 5

Name	Price	+ - (%)	Trend
ZAVAROVALN...	38.70	+0.52	➔
LUKA KOPER...	39.50	+0.25	➔

Intraday 1w 1m 6m 1y 3y

Flop 5

Name	Price	+ - (%)	Trend
POZAVAROVA...	38.60	-0.52	➔
PETROL LJU...	29.10	-0.34	➔

Intraday 1w 1m 6m 1y 3y



More information on countries & regions

➤ Markets by Region



Information about previous performance does not guarantee future performance. Source: FactSet

Recent research

Date	Headline	Download
2024/09/02	Eurozone Inflation und US-Arbeitsmarkt beschäftige...	
2024/09/02	Eurozone and US: Time to cut interest rates	
2024/09/02	Eurozone und USA: Zeit, die Zinsen zu senken	
2024/09/02	More 2Q24 GDP structure and monthly data on 3Q24 p...	
2024/08/30	Week Ahead	

Details

2024/09/03 12:15:14

Price

1,605.36 EURDifference  0.24% (3.86)

General attributes

ISIN SI0026109882

Symbol -

Country Slovenia

Security type Index

Instruments in index 6

Market data

Open 1,601.50 EUR

High 1,608.72 EUR

Low 1,601.50 EUR

Close (prev. day) 1,601.50 EUR

Trading volume (m) -

Volume (pcs) -

Performance and Risk

	6m	1y	3y
Perf (%)	+14.71%	+38.90%	+34.14%
Perf (abs.)	+205.42	+448.51	+407.64
Beta	-	-	-
Volatility	14.13	11.80	14.54

5y















Information about previous performance does not guarantee future performance.

Source: FactSet

Price data

Ø price 5 days Ø volume 5 days (pcs.)	1,607.49 EUR (0)
Ø price 30 days Ø volume 30 days (pcs.)	1,608.10 EUR (0)
Ø price 100 days Ø volume 100 days (pcs.)	1,542.96 EUR (0)
Ø price 250 days Ø volume 250 days (pcs.)	1,380.51 EUR (0)
YTD High date	1,704.61 EUR (2024/07/17)
YTD Low date	1,246.83 EUR (2024/01/03)
52 Weeks High date	1,704.61 EUR (2024/07/17)
52 Weeks Low date	1,144.45 EUR (2023/09/04)

Composition

Name  ISIN 	Price	Diff %  Diff +/- 	Performance 	Date Time	Turnover Pc.  Turnover Money 
KRKA DD NPV SI0031102120	138.00	0.36% 0.50		24/09/03 11:56:35	1,743 240,787.50
LUKA KOPER NPV SI0031101346	39.50	0.25% 0.10		24/09/03 11:46:05	142 5,600.50
PETROL LJUBLJANA NPV SI0031102153	29.10	-0.34% -0.10		24/09/03 12:15:14	1,041 30,343.10
POZAVAROVALNICA SAVA D. D... SI0021110513	38.60	-0.52% -0.20		24/09/03 10:49:10	429 16,570.00
TELEKOM SLOVENIJE NPV SI0031104290	73.00	0.00% 0.00		24/09/03 09:14:51	122 8,906.00
ZAVAROVALNICA TRIGLAV NPV SI0021111651	38.70	0.52% 0.20		24/09/03 09:14:31	220 8,514.00