

SLOVENIA(REP OF) SBITOP

ISIN: **SI0026109882** WKN: -

Overview

2024/09/17 10:25:21	
Price	1,607.55 EUR
Difference	▲ 0.21% (3.41)
General attributes	
ISIN	SI0026109882
Symbol	-
Country	Slovenia
Instruments in index	6
Type of index	-
Security type	Index
Market data	
Open	1,604.14 EUR
High	1,609.74 EUR
Low	1,603.40 EUR
Close (prev. day)	1,604.14 EUR
Trading volume (m)	-
Volume (pcs)	-



Information about previous performance does not guarantee future performance.
Source: FactSet

Top 5

Name	Price	+ - (%)	Trend
PETROL LJU...	30.20	+1.00	▲

Intraday 1w 1m 6m 1y 3y

Flop 5

Name	Price	+ - (%)	Trend
TELEKOM SL...	71.00	-1.39	▼
ZAVAROVALN...	38.00	-0.52	→
POZAVAROVA...	38.40	-0.52	→

Intraday 1w 1m 6m 1y 3y

Futures and Options

Related Futures	-
Related Options	-

Recent research

Date	Headline	Download
2024/09/16	Slovenia Y24 GDP outlook taking a hit, with grow...	
2024/09/16	Industry, producer prices and labor market data	
2024/09/13	Week Ahead	
2024/09/13	Wochenausblick	
2024/09/13	CEE Germany's underperformance is sneaking into ...	

Details

2024/09/17 10:25:21

Price

1,607.55 EURDifference  0.21% (3.41)

General attributes

ISIN SI0026109882

Symbol -

Country Slovenia

Security type Index

Instruments in index 6

Market data

Open 1,604.14 EUR

High 1,609.74 EUR

Low 1,603.40 EUR

Close (prev. day) 1,604.14 EUR

Trading volume (m) -

Volume (pcs) -

Performance and Risk

	6m	1y	3y
Perf (%)	+10.83%	+38.03%	+37.21%
Perf (abs.)	+156.71	+441.96	+435.06
Beta	-	-	-
Volatility	13.82	11.73	14.48

5y






Information about previous performance does not guarantee future performance.

Source: FactSet

Price data

Ø price 5 days Ø volume 5 days (pcs.)	1,607.71 EUR (0)
Ø price 30 days Ø volume 30 days (pcs.)	1,597.30 EUR (0)
Ø price 100 days Ø volume 100 days (pcs.)	1,560.96 EUR (0)
Ø price 250 days Ø volume 250 days (pcs.)	1,397.92 EUR (0)
YTD High date	1,704.61 EUR (2024/07/17)
YTD Low date	1,246.83 EUR (2024/01/03)
52 Weeks High date	1,704.61 EUR (2024/07/17)
52 Weeks Low date	1,154.16 EUR (2023/09/18)

Composition

Name  ISIN	Price	Diff %  Diff +/-	Performance 	Date Time	Turnover Pc.  Turnover Money 
KRKA DD NPV SI0031102120	137.00	-0.36% -0.50		24/09/17 10:12:15	250 34,353.00
LUKA KOPER NPV SI0031101346	38.90	0.00% 0.00		24/09/17 10:09:08	447 17,399.70
PETROL LJUBLJANA NPV SI0031102153	30.20	1.00% 0.30		24/09/17 09:28:19	18 543.60
POZAVAROVALNICA SAVA D. D... SI0021110513	38.40	-0.52% -0.20		24/09/17 09:56:02	364 13,977.60
TELEKOM SLOVENIJE NPV SI0031104290	71.00	-1.39% -1.00		24/09/17 09:23:47	615 43,665.00
ZAVAROVALNICA TRIGLAV NPV SI0021111651	38.00	-0.52% -0.20		24/09/17 09:54:12	84 3,192.00