

SLOVENIA(REP OF) SBITOP

ISIN: **SI0026109882** WKN: -

Overview

2024/07/17 16:00:00

Price

1,679.43 EURDifference  -0.83% (-14.14)

General attributes

ISIN SI0026109882

Symbol -

Country Slovenia

Instruments in index 6

Type of index -

Security type Index

Market data

Open 1,696.90 EUR

High 1,704.61 EUR

Low 1,677.00 EUR

Close (prev. day) 1,693.57 EUR

Trading volume (m) -


Volume (pcs) -

Top 5

Name 	Price	+ - (%) 	Trend 
TELEKOM SL...	75.50	+2.03	
ZAVAROVALN...	37.30	+0.54	
POZAVAROVA...	37.40	+0.54	

Intraday 1w 1m 6m 1y 3y

Flop 5

Name 	Price	+ - (%) 	Trend 
PETROL LJU...	31.00	-4.02	

Intraday 1w 1m 6m 1y 3y

Futures and Options

Related Futures -

Related Options -

5y



Information about previous performance does not guarantee future performance.

Source: FactSet

Recent research

on market

Date	Headline	Download 
2024/07/17	 Credit Markets Weekly	
2024/07/17	 Credit Markets Weekly (DE)	
2024/07/15	 EZB wartet weitere Daten ab	
2024/07/15	 CSSD market 1H 2024: Schuldschein market gives way...	
2024/07/15	 CSSD-Markt 1H 2024: Schuldscheinmarkt weicht aberm...	

Details

2024/07/17 16:00:00

Price

1,679.43 EURDifference  -0.83% (-14.14)

General attributes

ISIN SI0026109882

Symbol -

Country Slovenia

Security type Index

Instruments in index 6

Market data

Open 1,696.90 EUR

High 1,704.61 EUR

Low 1,677.00 EUR

Close (prev. day) 1,693.57 EUR

Trading volume (m) -

Volume (pcs) -

Performance and Risk

	6m	1y	3y
Perf (%)	+31.32%	+34.20%	+45.20%
Perf (abs.)	+401.23	+428.69	+523.67
Beta	-	-	-
Volatility	10.62	10.75	13.99







Information about previous performance does not guarantee future performance.

Source: FactSet

Price data

Ø price 5 days Ø volume 5 days (pcs.)	1,660.22 EUR (0)
Ø price 30 days Ø volume 30 days (pcs.)	1,579.84 EUR (0)
Ø price 100 days Ø volume 100 days (pcs.)	1,486.10 EUR (0)
Ø price 250 days Ø volume 250 days (pcs.)	1,329.83 EUR (0)
YTD High date	1,704.61 EUR (2024/07/17)
YTD Low date	1,246.83 EUR (2024/01/03)
52 Weeks High date	1,704.61 EUR (2024/07/17)
52 Weeks Low date	1,132.40 EUR (2023/08/23)

Composition

Name  ISIN 	Price	Diff %  Diff +/-	Performance 	Date Time	Turnover Pc.  Turnover Money 
KRKA DD NPV SI0031102120	149.00	-0.33% -0.50		24/07/17 15:24:03	3,353 500,574.50
LUKA KOPER NPV SI0031101346	42.00	0.00% 0.00		24/07/17 14:22:54	525 21,985.00
PETROL LJUBLJANA NPV SI0031102153	31.00	-4.02% -1.30		24/07/17 15:09:18	16,740 527,349.20
POZAVAROVALNICA SAVA D. D... SI0021110513	37.40	0.54% 0.20		24/07/17 13:40:09	3,055 114,097.00
TELEKOM SLOVENIJE NPV SI0031104290	75.50	2.03% 1.50		24/07/17 13:17:47	948 71,384.00
ZAVAROVALNICA TRIGLAV NPV SI0021111651	37.30	0.54% 0.20		24/07/17 14:13:31	1,952 72,672.30