

SLOVENIA(REP OF) SBITOP

ISIN: **SI0026109882** WKN: -

Overview

2024/05/29 16:00:00

Price

1,493.18 EURDifference  -0.11% (-1.65)

General attributes

ISIN SI0026109882

Symbol -

Country Slovenia

Instruments in index 6

Type of index -

Security type Index

Top 5

Name	Price	+ - (%)	Trend
LUKA KOPER...	34.90	+0.58	

Intraday 1w 1m 6m 1y 3y

Flop 5

Name	Price	+ - (%)	Trend
ZAVAROVALN...	35.50	-0.84	
POZAVAROVA...	33.40	-0.60	

Intraday 1w 1m 6m 1y 3y



More information on countries & regions

[➤ Markets by Region](#)Information about previous performance does not guarantee future performance.
Source: FactSet

Recent research

on market		
Date	Headline	Download
2024/05/29	 Credit Markets Weekly	
2024/05/29	 Credit Markets Weekly (DE)	
2024/05/29	 CEE Special Report Prosperity Index. Assessing e...	
2024/05/29	 Aktienempfehlungen Global	
2024/05/28	 Eurozone, USA: Holprige Zinspfade	

Details

2024/05/29 16:00:00

Price

1,493.18 EUR

Difference



-0.11% (-1.65)

General attributes

ISIN SI0026109882

Symbol -

Country Slovenia

Security type Index

Instruments in index 6

Market data

Open 1,494.83 EUR

High 1,500.91 EUR

Low 1,491.91 EUR

Close (prev. day) 1,494.83 EUR

Trading volume (m) -

Volume (pcs) -

Performance and Risk

	6m	1y	3y
Perf (%)	+22.55%	+23.09%	+31.01%
Perf (abs.)	+275.49	+280.85	+354.39
Beta	-	-	-
Volatility	9.42	10.28	13.89








Information about previous performance does not guarantee future performance.

Source: FactSet

Price data

Ø price 5 days Ø volume 5 days (pcs.)	1,492.51 EUR (0)
Ø price 30 days Ø volume 30 days (pcs.)	1,452.80 EUR (0)
Ø price 100 days Ø volume 100 days (pcs.)	1,401.08 EUR (0)
Ø price 250 days Ø volume 250 days (pcs.)	1,284.11 EUR (0)
YTD High date	1,503.48 EUR (2024/05/22)
YTD Low date	1,246.83 EUR (2024/01/03)
52 Weeks High date	1,503.48 EUR (2024/05/22)
52 Weeks Low date	1,132.40 EUR (2023/08/23)

Composition

Name  ISIN	Price	Diff %  Diff +/-	Performance 	Date Time	Turnover Pc.  Turnover Money 
KRKA DD NPV SI0031102120	127.50	-0.39% -0.50		24/05/29 14:56:13	868 110,807.50
LUKA KOPER NPV SI0031101346	34.90	0.58% 0.20		24/05/29 11:26:38	624 21,802.80
PETROL LJUBLJANA NPV SI0031102153	28.20	0.00% 0.00		24/05/29 12:27:34	2,243 63,452.60
POZAVAROVALNICA SAVA D. D... SI0021110513	33.40	-0.60% -0.20		24/05/29 14:33:23	887 29,515.80
TELEKOM SLOVENIJE NPV SI0031104290	71.50	0.00% 0.00		24/05/29 13:59:04	800 57,090.00
ZAVAROVALNICA TRIGLAV NPV SI0021111651	35.50	-0.84% -0.30		24/05/29 14:35:59	2,934 103,673.20