

## SLOVENIA(REP OF) SBITOP

ISIN: **SI0026109882** WKN: -

## Overview

2024/05/15 16:00:00

Price

**1,458.56** EURDifference  -0.65% (-9.50)

## General attributes

ISIN SI0026109882

Symbol -

Country Slovenia

Instruments in index 6

Type of index -

Security type Index

## Top 5

Name	Price	+ - (%)	Trend
ZAVAROVALN...	35.50	+1.43	
POZAVAROVA...	30.80	+0.65	

Intraday 1w 1m 6m 1y 3y

## Flop 5

Name	Price	+ - (%)	Trend
PETROL LJU...	28.50	-1.38	
LUKA KOPER...	34.80	-0.57	

Intraday 1w 1m 6m 1y 3y



More information on countries &amp; regions

[➤ Markets by Region](#)Information about previous performance does not guarantee future performance.  
Source: FactSet

## Recent research

on market		
Date	Headline	Download
2024/05/15	 Credit Markets Weekly	
2024/05/15	 Credit Markets Weekly (DE)	
2024/05/15	 Growth remained stable going into 2024	
2024/05/15	 Corporate Credit Monitor CEE	
2024/05/15	 Corporate Credit Monitor CEE (DE)	

## Details

2024/05/15 16:00:00

Price

**1,458.56** EUR

Difference

**-0.65%** (-9.50)

### General attributes

ISIN SI0026109882

Symbol -

Country Slovenia

Security type Index

Instruments in index 6

### Market data

Open 1,468.06 EUR

High 1,468.70 EUR

Low 1,456.54 EUR

Close (prev. day) 1,468.06 EUR

Trading volume (m) -

Volume (pcs) -

### Performance and Risk

	6m	1y	3y
Perf (%)	+21.13%	+19.42%	+35.47%
Perf (abs.)	+254.41	+237.20	+381.89
Beta	-	-	-
Volatility	9.44	10.19	13.93



5y













Information about previous performance does not guarantee future performance.

Source: FactSet

### Price data

Ø price 5 days   Ø volume 5 days (pcs.)	1,462.26 EUR (0)
Ø price 30 days   Ø volume 30 days (pcs.)	1,441.11 EUR (0)
Ø price 100 days   Ø volume 100 days (pcs.)	1,376.38 EUR (0)
Ø price 250 days   Ø volume 250 days (pcs.)	1,273.32 EUR (0)
YTD High   date	1,472.70 EUR (2024/05/14)
YTD Low   date	1,246.83 EUR (2024/01/03)
52 Weeks High   date	1,472.70 EUR (2024/05/14)
52 Weeks Low   date	1,132.40 EUR (2023/08/23)

## Composition

Name  ISIN 	Price	Diff %  Diff +/-	Performance 	Date Time	Turnover Pc.  Turnover Money 
KRKA DD NPV SI0031102120	125.00	-0.79% -1.00		24/05/15 14:58:09	4,563 569,582.00
LUKA KOPER NPV SI0031101346	34.80	-0.57% -0.20		24/05/15 15:13:14	140 4,889.00
PETROL LJUBLJANA NPV SI0031102153	28.50	-1.38% -0.40		24/05/15 12:58:44	1,683 47,748.60
POZAVAROVALNICA SAVA D. D... SI0021110513	30.80	0.65% 0.20		24/05/15 14:35:03	315 9,702.00
TELEKOM SLOVENIJE NPV SI0031104290	69.00	0.00% 0.00		24/05/15 13:29:52	393 27,172.00
ZAVAROVALNICA TRIGLAV NPV SI0021111651	35.50	1.43% 0.50		24/05/15 12:45:30	1,687 59,472.00