

## SLOVENIA(REP OF) SBITOP

ISIN: **SI0026109882** WKN: -

## Overview

2024/04/30 16:00:00

Price

**1,426.27** EURDifference  -0.06% (-0.90)

## General attributes

ISIN	SI0026109882
Symbol	-
Country	Slovenia
Instruments in index	6
Type of index	-
Security type	Index

## Market data

Open	1,427.37 EUR
High	1,429.41 EUR
Low	1,424.26 EUR
Close (prev. day)	1,427.17 EUR
Trading volume (m)	-
Volume (pcs)	-

## Top 5

Name	Price	+ - (%)	Trend
POZAVAROVA...	30.20	+0.67	

Intraday 1w 1m 6m 1y 3y

## Flop 5

Name	Price	+ - (%)	Trend
ZAVAROVALN...	33.70	-0.30	

Intraday 1w 1m 6m 1y 3y

## Futures and Options

Related Futures	-
Related Options	-



Information about previous performance does not guarantee future performance.

Source: FactSet

## Recent research

Date	Headline	Download
2024/05/02	 FX markets reflect uncertain interest rate outlook	
2024/05/02	 FX-Märkte spiegeln unsicheres Zinsumfeld wider	
2024/04/30	 Credit Markets Weekly	
2024/04/30	 Credit Markets Weekly (DE)	
2024/04/29	 Wie reagiert die Fed auf die jüngsten Daten?	

## Details

2024/04/30 16:00:00

Price

**1,426.27** EUR

Difference

**-0.06%** (-0.90)

### General attributes

ISIN SI0026109882

Symbol -

Country Slovenia

Security type Index

Instruments in index 6

### Market data

Open 1,427.37 EUR

High 1,429.41 EUR

Low 1,424.26 EUR

Close (prev. day) 1,427.17 EUR

Trading volume (m) -

Volume (pcs) -

### Performance and Risk

	6m	1y	3y
Perf (%)	+22.43%	+15.97%	+33.87%
Perf (abs.)	+261.27	+196.46	+360.85
Beta	-	-	-
Volatility	9.74	10.21	13.94













Information about previous performance does not guarantee future performance.

Source: FactSet

### Price data

Ø price 5 days   Ø volume 5 days (pcs.)	1,422.63 EUR (0)
Ø price 30 days   Ø volume 30 days (pcs.)	1,440.49 EUR (0)
Ø price 100 days   Ø volume 100 days (pcs.)	1,355.67 EUR (0)
Ø price 250 days   Ø volume 250 days (pcs.)	1,264.94 EUR (0)
YTD High   date	1,471.83 EUR (2024/04/08)
YTD Low   date	1,246.83 EUR (2024/01/03)
52 Weeks High   date	1,471.83 EUR (2024/04/08)
52 Weeks Low   date	1,132.40 EUR (2023/08/23)

## Composition

Name  ISIN 	Price	Diff %  Diff +/-	Performance 	Date Time	Turnover Pc.  Turnover Money 
KRKA DD NPV SI0031102120	64.80	-% -		24/05/02 14:20:00	- -
LUKA KOPER NPV SI0031101346	35.00	1.16% 0.40		24/04/29 13:32:20	2,274 77,790.00
PETROL LJUBLJANA NPV SI0031102153	27.80	0.00% 0.00		24/04/30 14:34:02	1,023 28,429.40
POZAVAROVALNICA SAVA D. D... SI0021110513	30.20	0.67% 0.20		24/04/30 14:18:09	1,366 41,020.00
TELEKOM SLOVENIJE NPV SI0031104290	68.00	-0.73% -0.50		24/04/29 14:06:01	251 17,181.00
ZAVAROVALNICA TRIGLAV NPV SI0021111651	33.70	-0.30% -0.10		24/04/30 13:01:26	1,878 63,331.40