

## CHEMOMETEC A/S

ISIN: **DK0060055861** WKN: -

## Overview

2024/08/09 16:53:08

Price  
380.00 DKKDifference  -0.21% (-0.80)

## General attributes

ISIN	DK0060055861
Symbol	CHEMM
Exchange	Nasdaq Copenhagen
Currency	DKK
Sector	Chemical / Pharmaceutical / Health
Security type	Stock
Market cap (m)	887 EUR
Benchmark	OMX COPENHAGEN 20

## Market data

Bid (Bid size)	379.80 DKK (25)
Ask (Ask size)	381.60 DKK (6)
Open	381.00 DKK
High	385.00 DKK
Low	377.40 DKK
Close (prev. day)	380.80 DKK
VWAP	382.787808 DKK
Volume (pcs)	13,952
Trading volume	5,340,268.70
Number of trades	392
Last size	11

## Futures and Options








Related Futures	-
Related Options	-

5y



Information about previous performance does not guarantee future performance.  
Source: FactSet

## Recent research

on sector		
Date	Headline	Download
2024/08/09	 Equity Weekly	
2024/07/29	 Aktienempfehlungen Österreich	
2024/07/24	 Global Equity Ratings	
2024/07/24	 Aktienempfehlungen Global	
2024/07/15	 Aktienempfehlungen Global	

## Details

2024/08/09 16:53:08

## Price

380.00 DKK

Difference ▼ -0.21% (-0.80)

## General attributes

ISIN	DK0060055861
Symbol	CHEMM
Exchange	Nasdaq Copenhagen
Currency	DKK
Sector	Chemical / Pharmaceutical / Health
Security type	Stock
Market cap (m)	887 EUR
Benchmark	OMX COPENHAGEN 20

## Market data

Bid (Bid size)	379.80 DKK (25)
Ask (Ask size)	381.60 DKK (6)
Open	381.00 DKK
High	385.00 DKK
Low	377.40 DKK
Close (prev. day)	380.80 DKK
VWAP	382.787808 DKK
Volume (pcs)	13,952
Trading volume	5,340,268.70
Number of trades	392
Last size	11

## Performance and Risk

	6m	1y	3y
Perf (%)	-20.83%	-7.12%	-58.90%
Perf (abs.)	-100.20	-29.20	-545.70
Beta	0.56	0.54	0.95
Volatility	64.56	65.39	58.16

5y



Information about previous performance does not guarantee future performance.  
Source: FactSet

## Price data

Ø price 5 days   Ø volume 5 days (pcs.)	370.56 DKK (51,444)
Ø price 30 days   Ø volume 30 days (pcs.)	368.03 DKK (55,242)
Ø price 100 days   Ø volume 100 days (pcs.)	349.03 DKK (75,882)
Ø price 250 days   Ø volume 250 days (pcs.)	369.22 DKK (85,700)
YTD High   date	554.00 DKK (2024/03/08)
YTD Low   date	281.20 DKK (2024/04/23)
52 Weeks High   date	554.00 DKK (2024/03/08)
52 Weeks Low   date	255.00 DKK (2023/10/26)

## All listings for CHEMOMETEC A/S

Exchange	Date	Time	Price	Trading volume (mio.)	Number of trades
Tradegate	2024/08/09	09:22	51.20 EUR	0.00	1
Stuttgart	2024/08/09	15:31	50.65 EUR	0.00	3
Nasdaq Copenhagen	2024/08/09	16:53	380.00 DKK	5.34	392
Munich	2024/08/09	08:11	51.25 EUR	0.00	1
London Stock Exchange	2024/	16:55	383.70 DKK	0.00	2

European Trade Reporting	08/09					
Frankfurt	2024/ 08/09	08:03	50.50 EUR	0.00		1
Duesseldorf	2024/ 08/09	16:30	50.80 EUR	0.00		4
Berlin	2024/ 08/09	16:15	51.05 EUR	0.00		11

## Company profile

### Company Logo



### Company Profile

-

### Contact Details

CHEMOMETEC

--

Gydevang 43 3450 Allerød

Telefon: +45 48 13 10 20

Fax: +45 48 13 10 21

E-mail: [contact@chemometec.com](mailto:contact@chemometec.com)