

WEST AFRICAN RESOURCES LTD

ISIN: **AU000000WAF6** WKN: **WAF**

Overview

2024/08/16 08:08:49

Price
0.8305 EURDifference  2.22% (0.02)

General attributes

ISIN	AU000000WAF6
Symbol	WAF
Exchange	Frankfurt
Currency	EUR
Sector	Energy / Commodities
Security type	Stock
Market cap (m)	966 EUR
Benchmark	ASX ALL ORDINARIES INDEX

Market data

Bid (Bid size)	-
Ask (Ask size)	-
Open	0.8305 EUR
High	0.8305 EUR
Low	0.8305 EUR
Close (prev. day)	0.8125 EUR
VWAP	0.803 EUR
Volume (pcs)	0
Trading volume	0.00
Number of trades	2
Last size	0

Futures and Options










Related Futures	-
Related Options	-



5y

Information about previous performance does not guarantee future performance.
Source: FactSet

Recent research

on sector			
Date		Headline	Download
2024/08/13		Aktienempfehlungen Österreich	
2024/08/12		Global Equity Ratings	
2024/08/12		Aktienempfehlungen Global	
2024/08/09		Equity Weekly	
2024/08/02		Equity Weekly	

Details

2024/08/16 08:08:49

Price
0.8305 EUR

Difference ▲ 2.22% (0.02)

General attributes

ISIN	AU000000WAF6
Symbol	WAF
Exchange	Frankfurt
Currency	EUR
Sector	Energy / Commodities
Security type	Stock
Market cap (m)	966 EUR
Benchmark	ASX ALL ORDINARIES INDEX

Market data

Bid (Bid size)	-
Ask (Ask size)	-
Open	0.8305 EUR
High	0.8305 EUR
Low	0.8305 EUR
Close (prev. day)	0.8125 EUR
VWAP	0.803 EUR
Volume (pcs)	0
Trading volume	0.00
Number of trades	2
Last size	0

Performance and Risk

	6m	1y	3y
Perf (%)	+61.39%	+83.37%	+31.30%
Perf (abs.)	+0.32	+0.38	+0.20
Beta	1.57	1.81	1.53
Volatility	65.20	58.13	53.80



Information about previous performance does not guarantee future performance.
Source: FactSet

Price data

Ø price 5 days Ø volume 5 days (pcs.)	0.8159 EUR (1,200)
Ø price 30 days Ø volume 30 days (pcs.)	0.8456 EUR (669)
Ø price 100 days Ø volume 100 days (pcs.)	0.8457 EUR (1,029)
Ø price 250 days Ø volume 250 days (pcs.)	0.6444 EUR (734)
YTD High date	0.9745 EUR (2024/06/28)
YTD Low date	0.4864 EUR (2024/02/14)
52 Weeks High date	0.9745 EUR (2024/06/28)
52 Weeks Low date	0.3943 EUR (2023/10/06)

Arbitrage views

Exchange ⊕	Date	Time	Price	Trading volume (mio.)	Number of trades
Tradegate	2024/08/16	22:02	0.858 EUR	0.00	1
Stuttgart	2024/08/16	10:32	0.8375 EUR	0.00	4
Munich	2024/08/16	08:12	0.8385 EUR	0.00	2
Frankfurt	2024/08/16	08:08	0.8305 EUR	0.00	2
FINRA other OTC	2024/	21:07	0.7678 USD	0.00	3

Issues	08/08					
Duesseldorf	2024/ 08/16	19:30	0.8295 EUR	0.00		6
Berlin	2024/ 08/16	21:46	0.857 EUR	0.00		11
Australian Securities Exchange	2024/ 08/16	08:10	1.41 AUD	4.40		1,879

Company profile

Company Logo



Company Profile

-

Contact Details

WEST AFRICAN RESOURCES

--

Telefon: -

Fax: -

E-mail: -