

SARTORIUS AG VZ

ISIN: DE0007165631 WKN: 716563

Overview

2024/07/26 17:42:16

Price

243.30 EUR

Difference  6.52% (14.90)

General attributes

ISIN	DE0007165631
Symbol	SRT3
Exchange	Xetra
Currency	EUR
Sector	Other
Security type	Stock
Market cap (m)	15,034 EUR
Benchmark	GERMANY DAX

Market data

Bid (Bid size)	-
Ask (Ask size)	-
Open	227.80 EUR
High	246.50 EUR
Low	224.50 EUR
Close (prev. day)	228.40 EUR
VWAP	239.52194 EUR
Volume (pcs)	127,252
Trading volume	30,479,645.30
Number of trades	4,240
Last size	5

Futures and Options









Related Futures	39
Related Options	-

5y



Information about previous performance does not guarantee future performance.
Source: FactSet

Recent research

on sector		on market	
Date		Headline	Download
2024/07/26		Equity Weekly	
2024/07/24		Global Equity Ratings	
2024/07/24		Aktienempfehlungen Global	
2024/07/15		Aktienempfehlungen Global	
2024/07/12		Global Equity Ratings	

Details

2024/07/26 17:42:16

Price

243.30 EUR

Difference ▲ 6.52% (14.90)

General attributes

ISIN	DE0007165631
Symbol	SRT3
Exchange	Xetra
Currency	EUR
Sector	Other
Security type	Stock
Market cap (m)	15,034 EUR
Benchmark	GERMANY DAX

Market data

Bid (Bid size)	-
Ask (Ask size)	-
Open	227.80 EUR
High	246.50 EUR
Low	224.50 EUR
Close (prev. day)	228.40 EUR
VWAP	239.52194 EUR
Volume (pcs)	127,252
Trading volume	30,479,645.30
Number of trades	4,240
Last size	5

Performance and Risk

	6m	1y	3y
Perf (%)	-26.67%	-31.96%	-50.81%
Perf (abs.)	-88.50	-114.30	-251.30
Beta	1.52	1.88	1.14
Volatility	53.83	50.73	48.03

5y



Information about previous performance does not guarantee future performance.
Source: FactSet

Price data

Ø price 5 days Ø volume 5 days (pcs.)	224.82 EUR (177,308)
Ø price 30 days Ø volume 30 days (pcs.)	227.27 EUR (137,841)
Ø price 100 days Ø volume 100 days (pcs.)	280.74 EUR (110,939)
Ø price 250 days Ø volume 250 days (pcs.)	301.68 EUR (102,715)
YTD High date	383.70 EUR (2024/03/22)
YTD Low date	199.50 EUR (2024/07/02)
52 Weeks High date	383.70 EUR (2024/03/22)
52 Weeks Low date	199.50 EUR (2024/07/02)

Arbitrage views

Exchange ⊕	Date	Time	Price	Trading volume (mio.)	Number of trades
Xetra	2024/07/26	17:42	243.30 EUR	30.48	4,240
Vienna Stock Exchange	2024/07/26	13:00	231.40 EUR	0.00	3
Tradegate	2024/07/26	22:26	243.80 EUR	3.53	390
Stuttgart	2024/07/26	21:59	242.60 EUR	0.23	171
SIX Swiss Exchange	2019/	17:30	179.50 CHF	0.00	3

	04/05					
Munich	2024/ 07/26	08:04	226.80	EUR	0.00	2
London Stock Exchange European Trade Reporting	2024/ 07/26	17:30	246.05	EUR	0.00	2
Hanover	2024/ 07/26	08:16	226.30	EUR	0.00	3
Hamburg	2024/ 07/26	16:06	245.00	EUR	0.00	3
Frankfurt	2024/ 07/26	18:08	242.20	EUR	0.10	7
FINRA other OTC Issues	2024/ 07/12	21:21	260.00	USD	0.00	2
Euronext Milan MTF Trading After Hours	2024/ 07/26	17:44	244.00	EUR	0.00	1
Euronext Milan MTF Global Equity Market	2024/ 07/26	17:44	244.00	EUR	0.00	1
Duesseldorf	2024/ 07/26	19:32	243.70	EUR	0.00	5
Berlin	2024/ 07/26	09:02	227.80	EUR	0.06	2

Company profile

Company Logo

Contact Details

SARTORIUS AG

--

Otto-Brenner-Strasse 20 - 37079 Goettingen

Telefon: +49-551-308-0

Fax: +49-551-308-3289

E-mail: info@sartorius.com

Company Profile

-

Members of Management Board

Joachim Kreuzburg	Chairman of Managing Board
Alexandra Gatzemeyer	Member of Executive Committee
Florian Funck	Member of Executive Committee
Rene Faber	Member of Executive Committee

Board of directors

Lothar Kappich	Chairman of Supervisory Board
Daniela Favoccia	Member of Supervisory Board
David Ebsworth	Member of Supervisory Board
Klaus Rüdiger Trützschler	Member of Supervisory Board
Annette Becker	Member of Supervisory Board
Dietmar Müller	Member of Supervisory Board
Frank Riemensperger	Member of Supervisory Board
Hermann Jens Ritzau	Member of Supervisory Board
Ilke Panzer	Member of Supervisory Board
Manfred Zaffke	Member of Supervisory Board
Petra Kirchhoff	Member of Supervisory Board
Sabrina Wirth	Member of Supervisory Board