

SARTORIUS AG VZ

ISIN: DE0007165631 WKN: 716563

Overview

2023/06/06 17:35:17

Price

343.00 EUR

Difference  2.85% (9.50)

General attributes

ISIN	DE0007165631
Symbol	SRT3
Exchange	Xetra
Currency	EUR
Sector	Technology
Security type	Stock
Market cap (m)	21,122 EUR
Benchmark	GERMANY DAX

Market data

Bid (Bid size)	-
Ask (Ask size)	-
Open	332.00 EUR
High	344.60 EUR
Low	332.00 EUR
Close (prev. day)	333.50 EUR
VWAP	341.39288 EUR
Volume (pcs)	86,888
Trading volume	29,662,944.40
Number of trades	4,321
Last size	28,545

Futures and Options

Related Futures	38
Related Options	-









5y



Information about previous performance does not guarantee future performance.

Source: FactSet

Recent research

	on sector	on market	
Date		Headline	Download
2023/06/06		Global Equity Ratings	
2023/06/06		Aktienempfehlungen Global	
2023/06/02		Equity Weekly	
2023/06/01		Aktienempfehlungen Global	
2023/06/01		Global Equity Ratings	

Details

2023/06/06 17:35:17

Price

343.00 EUR

Difference ▲ 2.85% (9.50)

General attributes

ISIN	DE0007165631
Symbol	SRT3
Exchange	Xetra
Currency	EUR
Sector	Technology
Security type	Stock
Market cap (m)	21,122 EUR
Benchmark	GERMANY DAX

Market data

Bid (Bid size)	-
Ask (Ask size)	-
Open	332.00 EUR
High	344.60 EUR
Low	332.00 EUR
Close (prev. day)	333.50 EUR
VWAP	341.39288 EUR
Volume (pcs)	86,888
Trading volume	29,662,944.40
Number of trades	4,321
Last size	28,545

Performance and Risk

	6m	1y	3y
Perf (%)	-3.73%	-7.37%	+13.65%
Perf (abs.)	-13.30	-27.30	+41.20
Beta	1.08	1.19	0.70
Volatility	40.57	48.20	43.05

5y



Information about previous performance does not guarantee future performance.
Source: FactSet

Price data

Ø price 5 days Ø volume 5 days (pcs.)	328.90 EUR (112,868)
Ø price 30 days Ø volume 30 days (pcs.)	339.42 EUR (89,842)
Ø price 100 days Ø volume 100 days (pcs.)	387.27 EUR (86,192)
Ø price 250 days Ø volume 250 days (pcs.)	382.44 EUR (83,095)
YTD High date	471.70 EUR (2023/02/06)
YTD Low date	309.30 EUR (2023/05/26)
52 Weeks High date	471.70 EUR (2023/02/06)
52 Weeks Low date	293.30 EUR (2022/06/22)

Arbitrage views

Exchange ⊕	Date	Time	Price	Trading volume (mio.)	Number of trades
Xetra	2023/06/06	17:35	343.00 EUR	29.66	4,321
Vienna Stock Exchange	2023/06/06	17:32	342.60 EUR	0.00	2
Tradegate	2023/06/06	22:26	343.80 EUR	2.37	260
Stuttgart	2023/06/06	21:55	343.20 EUR	0.22	168

SIX Swiss Exchange	2019/ 04/05	17:30	179.50 CHF	0.00	3
Munich	2023/ 06/06	08:03	333.10 EUR	0.00	1
London Stock Exchange European Trade Reporting	2023/ 06/06	17:30	340.10 EUR	0.00	2
Hanover	2023/ 06/06	15:16	340.60 EUR	0.00	2
Hamburg	2023/ 06/06	20:53	344.40 EUR	0.00	3
Frankfurt	2023/ 06/06	20:29	344.40 EUR	0.09	11
FINRA other OTC Issues	2023/ 06/02	15:30	351.00 USD	0.10	3
Duesseldorf	2023/ 06/06	08:10	332.10 EUR	0.00	1
Berlin	2023/ 06/06	08:03	332.10 EUR	0.00	1
BX Swiss	2023/ 05/23	18:22	330.017 CHF	0.01	1

Company profile

Company Logo

Contact Details

SARTORIUS AG

--

Otto-Brenner-Strasse 20 - 37079 Goettingen

Telefon: +49-551-308-0

Fax: +49-551-308-3289

E-mail: info@sartorius.com

Company Profile

-

Members of Management Board

Joachim Kreuzburg	Chairman of Managing Board
René Fáber	Member of Executive Committee
Gerry MacKay	Member of Executive Committee
Rainer Lehmann	Member of Executive Committee

Board of directors

Lothar Kappich	Chairman of Supervisory Board
Daniela Favoccia	Member of Supervisory Board
David Ebsworth	Member of Supervisory Board
Klaus Rüdiger Trützschler	Member of Supervisory Board
Annette Becker	Member of Supervisory Board
Dietmar Müller	Member of Supervisory Board
Frank Riemensperger	Member of Supervisory Board
Hermann Jens Ritzau	Member of Supervisory Board
Ilke Panzer	Member of Supervisory Board
Manfred Zaffke	Member of Supervisory Board
Petra Kirchhoff	Member of Supervisory Board
Sabrina Wirth	Member of Supervisory Board