

SARTORIUS AG VZ

ISIN: DE0007165631

WKN: 716563

Overview

2023/01/31 17:35:10

Price

410.30 EUR

Difference  -1.32% (-5.50)

General attributes

ISIN DE0007165631

Symbol SRT3

Exchange Xetra

Currency EUR

Sector Chemical / Pharmaceutical / Health

Security type Stock

Market cap (m) 25,853 EUR

Benchmark GERMANY DAX

Market data

Bid (Bid size) -

Ask (Ask size) -

Open 412.00 EUR

High 414.80 EUR

Low 399.90 EUR

Close (prev. day) 415.80 EUR

VWAP 408.85261 EUR

Volume (pcs) 83,565

Trading volume 34,165,768.10

Number of trades 4,515

Last size 30,117

Futures and Options

Related Futures 39

Related Options -









5y



Information about previous performance does not guarantee future performance.

Source: FactSet

Recent research

on sector		on market	
Date		Headline	Download
2023/01/30		Global Equity Ratings	
2023/01/30		Aktienempfehlungen Global	
2023/01/16		Aktienempfehlungen Österreich	
2023/01/09		Global Equity Ratings	
2023/01/09		Aktienempfehlungen Global	

Details

2023/01/31 17:35:10

Price

410.30 EUR

Difference ▼ -1.32% (-5.50)

General attributes

ISIN	DE0007165631
Symbol	SRT3
Exchange	Xetra
Currency	EUR
Sector	Chemical / Pharmaceutical / Health
Security type	Stock
Market cap (m)	25,853 EUR
Benchmark	GERMANY DAX

Market data

Bid (Bid size)	-
Ask (Ask size)	-
Open	412.00 EUR
High	414.80 EUR
Low	399.90 EUR
Close (prev. day)	415.80 EUR
VWAP	408.85261 EUR
Volume (pcs)	83,565
Trading volume	34,165,768.10
Number of trades	4,515
Last size	30,117

Performance and Risk

	6m	1y	3y
Perf (%)	-5.79%	-13.82%	+94.82%
Perf (abs.)	-25.20	-65.80	+199.70
Beta	1.44	1.10	0.60
Volatility	53.68	50.63	44.86

5y



Information about previous performance does not guarantee future performance.
Source: FactSet

Price data

Ø price 5 days Ø volume 5 days (pcs.)	417.26 EUR (111,353)
Ø price 30 days Ø volume 30 days (pcs.)	385.02 EUR (76,929)
Ø price 100 days Ø volume 100 days (pcs.)	372.71 EUR (86,912)
Ø price 250 days Ø volume 250 days (pcs.)	378.29 EUR (87,070)
YTD High date	441.50 EUR (2023/01/26)
YTD Low date	342.30 EUR (2023/01/03)
52 Weeks High date	489.50 EUR (2022/02/02)
52 Weeks Low date	293.30 EUR (2022/06/22)

Arbitrage views

Exchange	Date	Time	Price	Trading volume (mio.)	Number of trades
Xetra	2023/01/31	17:35	410.30 EUR	34.17	4,515
Vienna Stock Exchange	2023/01/31	17:32	410.00 EUR	0.00	2
Tradegate	2023/01/31	22:26	410.30 EUR	2.34	227
Stuttgart	2023/01/31	21:55	409.40 EUR	0.60	178

SIX Swiss Exchange	2019/ 04/05	17:30	179.50 CHF	0.00	3
Munich	2023/ 01/31	08:01	415.00 EUR	0.00	1
London Stock Exchange European Trade Reporting	2023/ 01/31	17:30	408.40 EUR	0.00	2
Hanover	2023/ 01/31	08:15	412.00 EUR	0.00	1
Hamburg	2023/ 01/31	10:53	408.50 EUR	0.01	2
Frankfurt	2023/ 01/31	20:22	410.00 EUR	0.07	6
FINRA other OTC Issues	2023/ 01/26	17:21	444.9501 USD	0.01	2
Duesseldorf	2023/ 01/31	08:10	412.10 EUR	0.00	1
Berlin	2023/ 01/31	08:01	412.00 EUR	0.00	1
BX Swiss	2023/ 01/19	18:00	396.15 CHF	0.02	2

Company profile

Company Logo

Contact Details

SARTORIUS AG

--

Otto-Brenner-Strasse 20 - 37079 Goettingen

Telefon: 49-551-308-0

Fax: 49-551-308-3289

E-mail: info@sartorius.com

Company Profile

-

Members of Management Board

Joachim Kreuzburg	Chairman of Managing Board
René Fáber	Member of Executive Committee
Gerry MacKay	Member of Executive Committee
Rainer Lehmann	Member of Executive Committee

Board of directors

Lothar Kappich	Chairman of Supervisory Board
Daniela Favoccia	Member of Supervisory Board
David Ebsworth	Member of Supervisory Board
Klaus Rüdiger Trützschler	Member of Supervisory Board
Annette Becker	Member of Supervisory Board
Dietmar Müller	Member of Supervisory Board
Frank Riemensperger	Member of Supervisory Board
Hermann Jens Ritzau	Member of Supervisory Board
Ilke Panzer	Member of Supervisory Board
Manfred Zaffke	Member of Supervisory Board
Petra Kirchhoff	Member of Supervisory Board
Sabrina Wirth	Member of Supervisory Board