

FISHER & PAYKEL HEALTHCARE CORP NPV

ISIN: NZFAPE0001S2 WKN: FPH

Overview

2024/07/12 08:06:22

Price

16.90 EUR

Difference  -2.31% (-0.40)

General attributes

| | |
|----------------|------------------------------|
| ISIN | NZFAPE0001S2 |
| Symbol | FPH |
| Exchange | Stuttgart |
| Currency | EUR |
| Sector | Technology |
| Security type | Stock |
| Market cap (m) | 10,145 EUR |
| Benchmark | MSCI WORLD INDEX (STRD, UHD) |

Market data

| | |
|-------------------|-----------|
| Bid (Bid size) | - (0) |
| Ask (Ask size) | - (0) |
| Open | 16.90 EUR |
| High | 16.90 EUR |
| Low | 16.90 EUR |
| Close (prev. day) | 17.30 EUR |
| VWAP | - |
| Volume (pcs) | 0 |
| Trading volume | 0.00 |
| Number of trades | 3 |
| Last size | 0 |

Futures and Options





| | |
|-----------------|-----|
| Related Futures | - |
| Related Options | 748 |

5y



Information about previous performance does not guarantee future performance.
Source: FactSet

Recent research

| on sector | | | |
|------------|---|-------------------------------|---|
| Date | | Headline | Download |
| 2024/07/12 |  | Global Equity Ratings |  |
| 2024/07/12 |  | Aktienempfehlungen Global |  |
| 2024/07/09 |  | Aktienempfehlungen Österreich |  |
| 2024/07/05 |  | Equity Weekly |  |
| 2024/06/24 |  | Aktienempfehlungen Österreich |  |

Details

2024/07/12 08:06:22

Price

16.90 EUR

Difference ▼ -2.31% (-0.40)

General attributes

| | |
|----------------|------------------------------|
| ISIN | NZFAPE0001S2 |
| Symbol | FPH |
| Exchange | Stuttgart |
| Currency | EUR |
| Sector | Technology |
| Security type | Stock |
| Market cap (m) | 10,145 EUR |
| Benchmark | MSCI WORLD INDEX (STRD, UHD) |

Market data

| | |
|-------------------|-----------|
| Bid (Bid size) | - (0) |
| Ask (Ask size) | - (0) |
| Open | 16.90 EUR |
| High | 16.90 EUR |
| Low | 16.90 EUR |
| Close (prev. day) | 17.30 EUR |
| VWAP | - |
| Volume (pcs) | 0 |
| Trading volume | 0.00 |
| Number of trades | 3 |
| Last size | 0 |

Performance and Risk

| | 6m | 1y | 3y |
|-------------|---------|---------|--------|
| Perf (%) | +27.07% | +24.26% | -2.87% |
| Perf (abs.) | +3.60 | +3.30 | -0.50 |
| Beta | 0.03 | 0.35 | 0.29 |
| Volatility | 27.20 | 27.03 | 33.99 |

5y



Information about previous performance does not guarantee future performance.
Source: FactSet

Price data

| | |
|---|------------------------|
| Ø price 5 days Ø volume 5 days (pcs.) | 16.88 EUR (0) |
| Ø price 30 days Ø volume 30 days (pcs.) | 16.85 EUR (0) |
| Ø price 100 days Ø volume 100 days (pcs.) | 15.20 EUR (36) |
| Ø price 250 days Ø volume 250 days (pcs.) | 13.57 EUR (22) |
| YTD High date | 17.40 EUR (2024/06/18) |
| YTD Low date | 12.70 EUR (2024/01/17) |
| 52 Weeks High date | 17.40 EUR (2024/06/18) |
| 52 Weeks Low date | 11.00 EUR (2023/10/20) |

All listings for FISHER & PAYKEL HEALTHCARE CORP NPV

| Exchange | Date | Time | Price | Trading volume (mio.) | Number of trades |
|------------------------|------------|-------|-----------|-----------------------|------------------|
| Stuttgart | 2024/07/12 | 08:06 | 16.90 EUR | 0.00 | 3 |
| Munich | 2024/07/12 | 08:03 | 17.20 EUR | 0.00 | 1 |
| Frankfurt | 2024/07/12 | 14:06 | 16.90 EUR | 0.00 | 1 |
| FINRA other OTC Issues | 2024/07/11 | 21:55 | 17.58 USD | 0.00 | 2 |
| Berlin | 2024/07/12 | 16:45 | 17.30 EUR | 0.00 | 6 |

| | | | | | | |
|--------------------------------|------------|-------|-------|-----|------|-------|
| | 12 | | | | | |
| Australian Securities Exchange | 2024/07/12 | 08:10 | 27.83 | AUD | 5.96 | 3,511 |

Company profile

Company Logo

Contact Details

FISHER & PAYKEL

--

Telefon: -

Fax: -

E-mail: -

Company Profile

-