

FISHER & PAYKEL HEALTHCARE CORP NPV

ISIN: **NZFAPE0001S2** WKN: **FPH**

Overview

2024/07/05 16:45:35

Price
16.50 EUR

Difference  0.00% (0.00)

General attributes

ISIN	NZFAPE0001S2
Symbol	FPH
Exchange	Stuttgart
Currency	EUR
Sector	Technology
Security type	Stock
Market cap (m)	9,922 EUR
Benchmark	MSCI WORLD INDEX (STRD, UHD)

Market data

Bid (Bid size)	- (0)
Ask (Ask size)	- (0)
Open	16.50 EUR
High	16.60 EUR
Low	16.50 EUR
Close (prev. day)	16.50 EUR
VWAP	-
Volume (pcs)	0
Trading volume	0.00
Number of trades	5
Last size	0

Futures and Options




Related Futures	-
Related Options	748

5y



Information about previous performance does not guarantee future performance.
Source: FactSet

Recent research

on sector			
Date		Headline	Download
2024/07/05		Equity Weekly	
2024/06/24		Aktienempfehlungen Österreich	
2024/06/21		Equity Weekly	
2024/06/21		Global Equity Ratings	
2024/06/21		Aktienempfehlungen Global	

Details

2024/07/05 16:45:35

Price

16.50 EUR

Difference ➔ 0.00% (0.00)

General attributes

ISIN	NZFAPE0001S2
Symbol	FPH
Exchange	Stuttgart
Currency	EUR
Sector	Technology
Security type	Stock
Market cap (m)	9,922 EUR
Benchmark	MSCI WORLD INDEX (STRD, UHD)

Market data

Bid (Bid size)	- (0)
Ask (Ask size)	- (0)
Open	16.50 EUR
High	16.60 EUR
Low	16.50 EUR
Close (prev. day)	16.50 EUR
VWAP	-
Volume (pcs)	0
Trading volume	0.00
Number of trades	5
Last size	0

Performance and Risk

	6m	1y	3y
Perf (%)	+25.00%	+20.44%	-6.25%
Perf (abs.)	+3.30	+2.80	-1.10
Beta	-0.01	0.35	0.29
Volatility	26.72	26.73	33.93

5y



Information about previous performance does not guarantee future performance.
Source: FactSet

Price data

Ø price 5 days Ø volume 5 days (pcs.)	16.48 EUR (0)
Ø price 30 days Ø volume 30 days (pcs.)	16.66 EUR (0)
Ø price 100 days Ø volume 100 days (pcs.)	15.02 EUR (36)
Ø price 250 days Ø volume 250 days (pcs.)	13.51 EUR (22)
YTD High date	17.40 EUR (2024/06/18)
YTD Low date	12.70 EUR (2024/01/17)
52 Weeks High date	17.40 EUR (2024/06/18)
52 Weeks Low date	11.00 EUR (2023/10/20)

All listings for FISHER & PAYKEL HEALTHCARE CORP NPV

Exchange ⊕	Date	Time	Price	Trading volume (mio.)	Number of trades
Stuttgart	2024/07/05	16:45	16.50 EUR	0.00	5
Munich	2024/07/05	08:14	17.20 EUR	0.00	1
Frankfurt	2024/07/05	08:01	16.50 EUR	0.00	1
FINRA other OTC Issues	2024/06/26	20:12	18.25 USD	0.00	1
Berlin	2024/07/05	16:45	16.90 EUR	0.00	4

	05						
Australian Securities Exchange	2024/07/05	08:10	27.32	AUD	4.62		2,301

Company profile

Company Logo

Contact Details

FISHER & PAYKEL

--

Telefon: -

Fax: -

E-mail: -

Company Profile

-