

ORIOLA OYJ CLASS 'B'

ISIN: **FI0009014351** WKN: **OKDBV**

Overview

2024/05/03 21:43:03

Price
0.913 EUR

Difference  0.88% (0.01)

General attributes

ISIN	FI0009014351
Symbol	OKDBV
Exchange	Berlin
Currency	EUR
Sector	Chemical / Pharmaceutical / Health
Security type	Stock
Market cap (m)	172 EUR
Benchmark	OMX HELSINKI 25

Market data

Bid (Bid size)	-
Ask (Ask size)	-
Open	0.905 EUR
High	0.928 EUR
Low	0.905 EUR
Close (prev. day)	0.905 EUR
VWAP	-
Volume (pcs)	0
Trading volume	0.00
Number of trades	18
Last size	0

Futures and Options




Related Futures	1
Related Options	-

5y



Information about previous performance does not guarantee future performance.
Source: FactSet

Recent research

on sector		on market	
Date		Headline	Download
2024/04/29		Aktienempfehlungen Österreich	
2024/04/26		Global Equity Ratings	
2024/04/26		Aktienempfehlungen Global	
2024/04/15		Aktienempfehlungen Österreich	
2024/04/03		Global Equity Ratings	

Details

2024/05/03 21:43:03

Price

0.913 EUR

Difference ▲ 0.88% (0.01)

General attributes

ISIN	F10009014351
Symbol	OKDBV
Exchange	Berlin
Currency	EUR
Sector	Chemical / Pharmaceutical / Health
Security type	Stock
Market cap (m)	172 EUR
Benchmark	OMX HELSINKI 25

Market data

Bid (Bid size)	-
Ask (Ask size)	-
Open	0.905 EUR
High	0.928 EUR
Low	0.905 EUR
Close (prev. day)	0.905 EUR
VWAP	-
Volume (pcs)	0
Trading volume	0.00
Number of trades	18
Last size	0

Performance and Risk

	6m	1y	3y
Perf (%)	-6.65%	-35.61%	-52.60%
Perf (abs.)	-0.07	-0.51	-1.01
Beta	1.17	0.89	0.52
Volatility	33.57	28.42	26.06

5y



Information about previous performance does not guarantee future performance.
Source: FactSet

Price data

Ø price 5 days Ø volume 5 days (pcs.)	0.934 EUR (0)
Ø price 30 days Ø volume 30 days (pcs.)	1.018 EUR (0)
Ø price 100 days Ø volume 100 days (pcs.)	1.062 EUR (0)
Ø price 250 days Ø volume 250 days (pcs.)	1.083 EUR (0)
YTD High date	1.172 EUR (2024/01/10)
YTD Low date	0.891 EUR (2024/04/30)
52 Weeks High date	1.450 EUR (2023/05/11)
52 Weeks Low date	0.890 EUR (2023/10/26)

Arbitrage views

Exchange	Date	Time	Price	Trading volume (mio.)	Number of trades
Nasdaq Helsinki	2024/05/03	17:29	0.913 EUR	0.12	228
Munich	2024/05/03	08:03	0.924 EUR	0.00	1
London Stock Exchange	2021/10/27	16:26	1.9035 EUR	0.11	2
Frankfurt	2024/05/03	08:11	0.892 EUR	0.00	2
Berlin	2024/05/03	21:43	0.913 EUR	0.00	18

Company profile

Company Logo



Company Profile

-

Contact Details

ORIOLA A

--

Orionintie 5 02200 Espoo

Telefon: +358 10 429 99

Fax: +358 10 429 4300

E-mail: firstname.lastname@oriola.com