

## K92 MNG INC

ISIN: CA4991131083

WKN: -

## Overview

2024/07/26 11:05:43

Price

5.014 EUR

Difference  -0.52% (-0.03)

## General attributes

ISIN	CA4991131083
Symbol	KNT
Exchange	Stuttgart
Currency	EUR
Sector	Energy / Commodities
Security type	Stock
Market cap (m)	1,207 EUR
Benchmark	S&P/TSX 60 INDEX

## Market data

Bid (Bid size)	- (0)
Ask (Ask size)	- (0)
Open	5.02 EUR
High	5.02 EUR
Low	5.014 EUR
Close (prev. day)	5.04 EUR
VWAP	-
Volume (pcs)	0
Trading volume	0.00
Number of trades	4
Last size	0

## Futures and Options

Related Futures	-
Related Options	-










5y



Information about previous performance does not guarantee future performance.

Source: FactSet

## Recent research

on sector	Date	Headline	Download
	2024/07/26	 Equity Weekly	
	2024/07/24	 Global Equity Ratings	
	2024/07/24	 Aktienempfehlungen Global	
	2024/07/15	 Aktienempfehlungen Global	
	2024/07/12	 Equity Weekly	

## Details

2024/07/26 11:05:43

## Price

5.014 EUR

Difference ▼ -0.52% (-0.03)

## General attributes

ISIN	CA4991131083
Symbol	KNT
Exchange	Stuttgart
Currency	EUR
Sector	Energy / Commodities
Security type	Stock
Market cap (m)	1,207 EUR
Benchmark	S&P/TSX 60 INDEX

## Market data

Bid (Bid size)	- (0)
Ask (Ask size)	- (0)
Open	5.02 EUR
High	5.02 EUR
Low	5.014 EUR
Close (prev. day)	5.04 EUR
VWAP	-
Volume (pcs)	0
Trading volume	0.00
Number of trades	4
Last size	0

## Performance and Risk

	6m	1y	3y
Perf (%)	+14.19%	+18.59%	-9.33%
Perf (abs.)	+0.62	+0.79	-0.52
Beta	1.53	1.44	1.23
Volatility	45.38	47.70	51.56

5y



Information about previous performance does not guarantee future performance.  
Source: FactSet

## Price data

Ø price 5 days   Ø volume 5 days (pcs.)	5.130 EUR (1,200)
Ø price 30 days   Ø volume 30 days (pcs.)	5.310 EUR (1,155)
Ø price 100 days   Ø volume 100 days (pcs.)	5.029 EUR (798)
Ø price 250 days   Ø volume 250 days (pcs.)	4.440 EUR (684)
YTD High   date	5.756 EUR (2024/07/12)
YTD Low   date	3.657 EUR (2024/02/26)
52 Weeks High   date	5.756 EUR (2024/07/12)
52 Weeks Low   date	3.186 EUR (2023/11/14)

## All listings for K92 MNG INC

Exchange	Date	Time	Price	Trading volume (mio.)	Number of trades
Tradegate	2024/07/26	22:26	5.102 EUR	0.03	9
Toronto Stock Exchange	2024/07/26	22:00	7.66 CAD	2.68	1,760
Stuttgart	2024/07/26	11:05	5.014 EUR	0.00	4
Munich	2024/07/26	08:02	5.064 EUR	0.00	2
Frankfurt	2024/07/26	08:10	5.012 EUR	0.00	2

	26					
FINRA other OTC Issues	2024/07/26	21:45	5.5485 USD	0.35		75
Duesseldorf	2024/07/26	08:10	4.985 EUR	0.00		3
Berlin	2024/07/26	20:48	5.108 EUR	0.00		20

## Company profile

### Company Logo



### Company Profile

-

### Contact Details

K92 MINING

--

----

Telefon: -

Fax: -

E-mail: -