

KINNEVIK AB CLASS 'B'

ISIN: SE0022060521 WKN: 4494342

Overview

2024/04/30 13:01:20

Price

116.50 SEK

Difference  -3.62% (-4.38)

General attributes

ISIN	SE0022060521
Symbol	KINV B
Exchange	London Stock Exchange
Currency	SEK
Sector	Financial
Security type	Stock
Market cap (m)	1,911 EUR
Benchmark	OMX STOCKHOLM 30 INDEX

Market data

Bid (Bid size)	110.60 SEK (241)
Ask (Ask size)	- SEK (0)
Open	116.50 SEK
High	116.50 SEK
Low	116.50 SEK
Close (prev. day)	120.8756 SEK
VWAP	116.50 SEK
Volume (pcs)	1,727
Trading volume	201,195.50
Number of trades	1
Last size	1,727

Futures and Options











Related Futures	29
Related Options	-

5y



Information about previous performance does not guarantee future performance.
Source: FactSet

Recent research

on sector			
Date		Headline	Download
2024/07/24		Global Equity Ratings	
2024/07/24		Aktienempfehlungen Global	
2024/07/19		Equity Weekly	
2024/07/15		Aktienempfehlungen Global	
2024/07/12		Global Equity Ratings	

Details

2024/04/30 13:01:20

Price

116.50 SEK

Difference  -3.62% (-4.38)

General attributes

ISIN	SE0022060521
Symbol	KINV B
Exchange	London Stock Exchange
Currency	SEK
Sector	Financial
Security type	Stock
Market cap (m)	1,911 EUR
Benchmark	OMX STOCKHOLM 30 INDEX

Market data

Bid (Bid size)	110.60 SEK (241)
Ask (Ask size)	- SEK (0)
Open	116.50 SEK
High	116.50 SEK
Low	116.50 SEK
Close (prev. day)	120.8756 SEK
VWAP	116.50 SEK
Volume (pcs)	1,727
Trading volume	201,195.50
Number of trades	1
Last size	1,727

Performance and Risk

	6m	1y	3y
Perf (%)	-	-	-
Perf (abs.)	-	-	-
Beta	1.64	1.78	1.66
Volatility	11.27	8.27	11.24

5y



Information about previous performance does not guarantee future performance.
Source: FactSet

Price data

Ø price 5 days Ø volume 5 days (pcs.)	- SEK (444)
Ø price 30 days Ø volume 30 days (pcs.)	- SEK (562)
Ø price 100 days Ø volume 100 days (pcs.)	116.40 SEK (684)
Ø price 250 days Ø volume 250 days (pcs.)	110.99 SEK (1,105)
YTD High date	122.40 SEK (2024/04/04)
YTD Low date	99.60 SEK (2024/02/14)
52 Weeks High date	136.50 SEK (2023/08/02)
52 Weeks Low date	92.50 SEK (2023/10/25)

Arbitrage views

Exchange 	Date	Time	Price	Trading volume (mio.)	Number of trades
Tradegate	2024/07/26	22:27	7.61 EUR	0.00	6
Stuttgart	2024/07/26	13:56	7.605 EUR	0.00	9
Nasdaq Stockholm	2024/07/26	18:00	89.09 SEK	122.16	3,675
Munich	2024/07/26	08:04	7.485 EUR	0.00	2
London Stock	2024/04/30	13:01	116.50 SEK	0.20	1

Exchange	30					
Hanover	2024/07/26	08:01	7.415 EUR	0.00		3
Frankfurt	2024/07/26	08:03	7.385 EUR	0.00		2
FINRA other OTC Issues	2024/07/25	20:39	8.09 USD	0.00		1
Duesseldorf	2024/07/26	19:31	7.575 EUR	0.00		7
Berlin	2024/07/26	21:43	7.595 EUR	0.00		17

Company profile

Company Logo



KINNEVIK

Contact Details

KINNEVIK AB

--

Telefon: -

Fax: -

E-mail: -

Company Profile

-

Members of Management Board

Georgi Ganev Chairman of Managing Board

Akhil Chainwala Member of Executive Committee

Andreas Bernström Member of Executive Committee

Anna Stenberg Member of Executive Committee

Erika Söderberg Johnson Member of Executive Committee

Magnus Jakobson Member of Executive Committee

Mathew Joseph Member of Executive Committee

Mattias Andersson Member of Executive Committee

Natalie Tydeman Member of Executive Committee

Samuel Sjöström Member of Executive Committee

Tim He Member of Executive Committee

Torun Litzén Member of Executive Committee

Board of directors

James Anderson Chairman of Supervisory Board

Lena Charlotte Strömberg Member of Supervisory Board

Margaretha Cecilia Qvist Member of Supervisory Board

Olof Harald Mix Member of Supervisory Board

Susanna Margareta Campbell Member of Supervisory Board