

SOUTHERN SILVER EX

ISIN: CA8438142033 WKN: -

Overview

2024/07/26 22:02:11

Price

0.157 EUR

Difference  -0.63% (-0.00)

General attributes

ISIN	CA8438142033
Symbol	SSV
Exchange	Tradegate
Currency	EUR
Sector	Energy / Commodities
Security type	Stock
Market cap (m)	46 EUR
Benchmark	S&P/TSX 60 INDEX

Market data

Bid (Bid size)	0.1455 EUR (13,765)
Ask (Ask size)	0.161 EUR (12,407)
Open	0.157 EUR
High	0.157 EUR
Low	0.157 EUR
Close (prev. day)	0.158 EUR
VWAP	0.15695 EUR
Volume (pcs)	-
Trading volume	-
Number of trades	1
Last size	-

Futures and Options











Related Futures	-
Related Options	-

5y



Information about previous performance does not guarantee future performance.
Source: FactSet

Recent research

on sector			
Date		Headline	Download
2024/07/26		Equity Weekly	
2024/07/24		Global Equity Ratings	
2024/07/24		Aktienempfehlungen Global	
2024/07/15		Aktienempfehlungen Global	
2024/07/12		Equity Weekly	

Details

2024/07/26 22:02:11

Price

0.157 EUR

Difference 📉 -0.63% (-0.00)

General attributes

ISIN	CA8438142033
Symbol	SSV
Exchange	Tradegate
Currency	EUR
Sector	Energy / Commodities
Security type	Stock
Market cap (m)	46 EUR
Benchmark	S&P/TSX 60 INDEX

Market data

Bid (Bid size)	0.1455 EUR (13,765)
Ask (Ask size)	0.161 EUR (12,407)
Open	0.157 EUR
High	0.157 EUR
Low	0.157 EUR
Close (prev. day)	0.158 EUR
VWAP	0.15695 EUR
Volume (pcs)	-
Trading volume	-
Number of trades	1
Last size	-

Performance and Risk

	6m	1y	3y
Perf (%)	+61.89%	+20.61%	-25.12%
Perf (abs.)	+0.06	+0.03	-0.05
Beta	1.85	1.00	1.62
Volatility	86.31	75.86	78.00

5y



Information about previous performance does not guarantee future performance.
Source: FactSet

Price data

Ø price 5 days Ø volume 5 days (pcs.)	0.166 EUR (22,457)
Ø price 30 days Ø volume 30 days (pcs.)	0.175 EUR (20,149)
Ø price 100 days Ø volume 100 days (pcs.)	0.158 EUR (42,915)
Ø price 250 days Ø volume 250 days (pcs.)	0.126 EUR (30,798)
YTD High date	0.240 EUR (2024/05/21)
YTD Low date	0.073 EUR (2024/02/28)
52 Weeks High date	0.240 EUR (2024/05/21)
52 Weeks Low date	0.073 EUR (2024/02/28)

All listings for SOUTHERN SILVER EX

Exchange	Date	Time	Price	Trading volume (mio.)	Number of trades
Tradegate	2024/07/26	22:02	0.157 EUR	0.00	1
TSX Venture Exchange	2024/07/26	21:54	0.23 CAD	0.03	47
Stuttgart	2024/07/26	14:44	0.1505 EUR	0.00	5
Munich	2024/07/26	08:02	0.172 EUR	0.00	1
Frankfurt	2024/07/26	08:05	0.142 EUR	0.00	2

	26					
FINRA other OTC Issues	2024/07/ 26	21:58	0.1657	USD	0.05	26
Duesseldorf	2024/07/ 26	19:32	0.1525	EUR	0.00	7
Berlin	2024/07/ 26	20:48	0.156	EUR	0.00	20

Company profile

Company Logo

Contact Details

SOUTHERN SILVER EXPL CORP.

--

Telefon: -

Fax: -

E-mail: -

Company Profile

-