

CANADIAN DOLLAR / SINGAPORE-DOLLAR (CAD/SGD)

2024/07/30 01:13:00

Price

0.9691 SGD

1 CAD = 0.9691 SGD
1 SGD = 1.03130 CAD

Difference

 -0.15%
(-0.00)

General attributes

Exchange rate -
Exchange OTCD FX Premium
Security type Currency

Market data

Open 0.9706 SGD
High 0.9709 SGD
Low 0.9687 SGD
Close (prev. day) 0.9706 SGD

Performance and Risk

	6m	1y	3y
Perf (%)	-2.64%	-3.33%	-10.39%
Perf (abs.)	-0.03	-0.03	-0.11
Beta	-	-	-
Volatility	2.78	3.11	4.41

Futures and Options

Related Futures -
Related Options -

5y








Information about previous performance does not guarantee future performance.
Source: FactSet

Price data

Ø price 5 days Ø volume 5 days (pcs.)	0.9707 SGD (0)
Ø price 30 days Ø volume 30 days (pcs.)	0.9827 SGD (0)
Ø price 100 days Ø volume 100 days (pcs.)	0.9865 SGD (0)
Ø price 250 days Ø volume 250 days (pcs.)	0.9900 SGD (0)
YTD High date	1.0014 SGD (2024/02/09)
YTD Low date	0.9691 SGD (2024/07/25)
52 Weeks High date	1.0180 SGD (2023/09/19)
52 Weeks Low date	0.9691 SGD (2024/07/25)

Recent research

on market		
Date	Headline	Download
2024/07/29	 Fed bereitet sich auf Zinssenkung vor	
2024/07/29	 Flash 2Q24 GDP estimate and July's inflation	
2024/07/25	 CEE Special Report Can we work more for longer?	
2024/07/22	 CEE Baltics Economic performance further diver...	
2024/07/22	 Märkte preisen Trump noch nicht ein	